

**ProCinema**

# **Facts & Figures 2015**



## D

### Kinojahr Schweiz 2015: Solides Wachstum bei Besucherzahlen und Kinosälen

Mit 14'778'757 Eintritten und einem Umsatz von CHF 229'292'191 erzielten die Schweizer Kinos 2015 einen Zuwachs von 11.6%. Ein solides Ergebnis gegenüber dem Vorjahr. Die Deutschschweiz und das Tessin liegen mit fast 15% kräftig im Plus. Die Zunahme in der Westschweiz fällt mit 4.25% etwas bescheidener, aber im Vergleich zu 2014 immer noch positiv aus.

Sehr deutlich ist in diesem Jahr der Unterschied zwischen den grösseren Städten (KeyCities) und den Kleinstadt- und Landkinos (Non-KeyCities). Die Kinos in den KeyCities erreichen einen Anteil von 70.6% am Gesamtmarkt (2014: 73.31%), jedoch «nur» einen Besucherzuwachs von 7.48%. Hingegen steigern die Non-KeyCity-Kinos ihre Eintritte um 22.91% und kommen damit auf einen Marktanteil von knapp 30% (2014: 26.69%). Dazu haben Filme beigetragen, die zum Teil mehr als die Hälfte des Besuchertotals in kleineren Kinosorten erreicht haben wie z.B.: «Schellen-Ursli» 56.17%, «Heidi» 55.53% oder auch «Honig Im Kopf» 53.98%.

Der durchschnittliche Eintrittspreis von CHF 15.51 (+0.07%) bleibt gegenüber dem Vorjahr praktisch unverändert. Bei Eintritten in 3D-Filme liegt der Durchschnittspreis bei CHF 17.37 – eine Steigerung von 0.44%. Eintrittskarten für 2D-Filme wurden zu einem durchschnittlichen Preis von CHF 15.07 verkauft, was ebenfalls nur eine kleine Erhöhung von 0.24% bedeutet.

Die Einwohner der Schweiz können von einer Vielzahl unterschiedlicher Kinoangebote Gebrauch machen. Dazu haben auch die 27 neuen Säle beigetragen, die 2015 in 8 Kinokomplexen eröffnet wurden. Mit insgesamt 577 Kinosälen werden heute 22% mehr Säle als 1999 (471) betrieben. Im gleichen Zeitraum verringerte sich die Zahl der Kinos um 15%, von 329 auf heute 280. Die Anzahl Sitzplätze hat sich seit 1999 praktisch nicht verändert und stieg lediglich um 2.71% auf 104'639. Seit längerer Zeit ist der Trend zu Mehrsaalkinos mit kleineren Sälen zu beobachten. Er wird sich im Jahr 2017 mit 4–5 angekündigten, neuen Mehr- und Multiplex-Kinoprojekten weiter fortsetzen.

2015 kaufte jeder Einwohner der Schweiz 1.79 Eintrittskarten (2014: 1.74) und gab total CHF 27.71 für Kinobesuche aus (2014: CHF 25.10). Pro 29'552 Einwohner gibt es einen Kinokomplex, der von durchschnittlich 52'781 Kunden besucht wurde (2014: 46'959). Für jeweils 79 Einwohner ist ein Kinostuhl vorhanden und jeder dieser Sitze wurde 141 Mal verkauft (2014: 126).

Die Einwohner des Kantons Basel Stadt sind die fleissigsten Kinokunden mit 3.64 Besuchen pro Jahr, gefolgt von den Kantonen Genf (2.94), Zürich (2.31) und dem Kanton Waadt (2.24).

Europaweit konnten praktisch alle Länder im Jahr 2015 einen Besucherzuwachs verzeichnen. In Deutschland wurde mit 139.2 Mio Besuchern (+14.3%) das beste Resultat seit 2009 erreicht. UK steigerte die Kinoeintritte um 9.2% und Italien verzeichnet ein Plus von 8.1%. Ein Gegentrend zeigt sich in Frankreich, wo die Besucherzahlen 2015 um 1.4% sanken. Die USA melden ein Besucherplus von 4.1% und gar eine Steigerung von 7.4% beim BoxOffice. In vielen Ländern mit positiven Ergebnissen ist die Steigerung bei den Umsatzzahlen teilweise deutlich höher als bei den Besuchern, was auf eine Erhöhung bei den Eintrittspreisen hinweist.

Die Top3-Filme der Jahreshitparade erzielten mit über 2.1 Mio Eintritten mehr als 14% des Gesamtmarkts. «Spectre – 007» führt die Liste an, gefolgt vom erfolgreichsten 3D-Film und gleichzeitig erfolgreichsten Animations-Film des Jahres «Minions» und dem Action Spektakel «Fast & Furious 7». In den «Top30 Charts» stehen 13 Sequels (2014: 9) die mit fast 4 Mio Eintritten 26.8% Marktanteil für sich beanspruchen können. 11 3D-Filme (2014: 12) dieser Liste erzielten etwas mehr als 2 Mio Eintritte, oder 33.6% aller 3D-Eintritte und 13.64% des Gesamtmarktes.

Unter den 30 erfolgreichsten Filmen wurden 20 in den USA produziert. 9 Filme sind europäischer Herkunft und ein Film stammt aus Australien. Eine Schweizer Produktion schafft es auf Platz 8 der Jahreshitparade. Europäische Produktionen (EU 28) konnten ihren Marktanteil mit 32.35% (4.78 Mio Eintritte) gegenüber 2014 (30.06%) nochmals steigern. 113 US-amerikanische Premierenfilme (24.89% aller neuen Filme) erzielten mit 8.4 Mio Eintritten einen Marktanteil von 57.2% (2014: 55.57%). Mehr als 30% aller Eintrittskarten bei amerikanischen Produktionen wurden für 3D-Filme gekauft.

Mit insgesamt 816'196 Besuchern oder 5.52% aller Eintritte konnten Schweizer Pro-

duktionen den einheimischen Marktanteil leicht steigern (2014: 5.09%). Der Familienfilm «Schellen-Ursli» führt die Hitparade der Schweizerfilme an, gefolgt vom Drama «Usfahrt Oerlike» und dem erfolgreichsten Dokumentarfilm «Giovanni Segantini – Magie des Lichts». Im Berichtsjahr wurden 291 Schweizer Filme in den Kinos gezeigt (71 Premieren, 220 Reprisen). 120 Schweizer Spielfilme – aus 14 unterschiedlichen Genres – erreichten knapp 70% des gesamten Schweizer Marktanteils.

Mit über 2.8 Mio Eintritten lag der 3D-Marktanteil 2015 bei 19.46% und sank erstmals seit 2010 unter die 20% Marke (2014: 20.92%). Die beliebtesten Genres waren Animation mit 950'000 Eintritten (33.04%), gefolgt von Action und Sci-Fi, mit jeweils ca. 470'000 Eintritten und 16.3% aller Eintritte. Der durchschnittliche 3D-Anteil lag für die 50 3D-Filme, die 2015 vorgeführt wurden bei 64.23% (2014: 74.19%). Die Anzahl der 3D-Premierenfilme war 2015 mit 36 deutlich tiefer als 2014 (45).

1'759 Filme wurden 2015 in den Schweizer Kinos vorgeführt. 454 Premieren und 1'305 Reprisen. Die Filme stammen aus 62 Ländern (2014: 65) und wurden in 57 unterschiedlichen Originalsprachen produziert (2014: 52). Mit 679 oder 38% aller Filme und einem Marktanteil von 72% zeigt sich einmal mehr, wie stark Filme mit englischer Originalsprache die Filmszene auch in der Schweiz dominieren. Lediglich 25% dieser Eintritte wurden jedoch in der Originalversion erzielt (2014: 27%). Insgesamt sind Filme in synchronisierten Sprachfassungen weiter auf dem Vormarsch. Ihr Besucheranteil stieg 2015 erneut, auf aktuell 56.03% (2014: 55.24%).

Multiplexe (8 Säle und mehr) konnten Ihre Besucherzahlen gegenüber dem Vorjahr um 13.16% steigern. Der Anteil am Gesamtmarkt blieb mit 35.5% stabil. 8 zusätzliche Säle wurden 2015 in einem bestehenden Multiplex neu eröffnet, das mit Total 18 Sälen nun der grösste Kinokomplex der Schweiz ist. 24.55% aller Eintritte konnten in Multiplexen für 3D-Filme verbucht werden (2014: 28.28%).

**Weitere Informationen zum Schweizer Kinojahr 2015 finden Sie auf den nachfolgenden Seiten. Für die gute Zusammenarbeit bedanken wir uns bei allen Kinounternehmern und Filmverleihern und wünschen bei der Lektüre des Facts & Figures 2015 gute Unterhaltung.**

Die vorliegenden Daten basieren auf den bezahlten Eintritten der beim Bundesamt für Kultur registrierten Kinos und OpenAirs. Festivaleintritte in Locarno, Solothurn, Zürich, Nyon, Fribourg, etc. wurden nicht berücksichtigt.

## F

### Année cinématographique suisse 2015: une bonne progression du nombre de spectateurs et de salles de cinéma

Totalisant 14'778'757 entrées et un chiffre d'affaires de CHF 229'292'191, les cinémas suisses ont enregistré une progression de leur activité de 11.6% en 2015. Un bon résultat par rapport à l'année dernière. La Suisse alémanique et le Tessin affichent une forte hausse de quasiment 15%. En Suisse romande, l'augmentation est un peu plus modérée: 4.25%. Mais le résultat reste positif par rapport à 2014.

Cette année, la différence entre les cinémas des grandes villes (KeyCities) et les cinémas des petites villes et des communes rurales (Non-KeyCities) est très nette. Si les cinémas des KeyCities constituent 70.6% du marché total (2014: 73.31%), l'augmentation de leur nombre de spectateurs n'y est «que» de 7.48%. En revanche, les cinémas des Non-KeyCities ont vendu 22.91% d'entrées en plus et frôlent ainsi les 30% de part de marché (2014: 26.69%). Y ont contribué des films qui ont été vus par plus de la moitié du nombre total de spectateurs dans les petites localités dotées d'un cinéma, par exemple «Schellen-Ursli» 56.17%, «Heidi» 55.53% ou encore «Honig Im Kopf» 53.98%.

Le prix moyen du billet est resté stable par rapport à 2014: CHF 15.51 (+0.07%). Le prix moyen d'un billet pour un film en 3D se situe autour de CHF 17.37, soit une augmentation de 0.44%. L'entrée pour un film en 2D se vend en moyenne CHF 15.07, ce qui équivaut là aussi à une faible augmentation de 0.24%.

En Suisse, l'offre en matière de cinéma est très variée. Les 27 nouvelles salles ouvertes dans huit complexes cinématographiques en 2015 y ont contribué. Aujourd'hui, on exploite 577 salles de cinéma, soit 22% de plus qu'en 1999 (471). Sur la même période, le nombre de cinémas a diminué de 15%, passant de 329 à 280. Le nombre de places assises n'a quasiment pas évolué depuis 1999. On en compte aujourd'hui 104'639, ce qui représente une augmentation de seulement 2.71%. Depuis quelque temps, on observe la multiplication des complexes multisalles, offrant des salles de plus petite taille. Cette tendance va se poursuivre en 2017 avec les 4 à 5 nouveaux projets de cinémas multisalles et multiplexes annoncés.

En 2015, chaque habitant de Suisse a acheté 1.79 billet (2014: 1.74) et a dépensé au total CHF 27.71 en frais de cinéma (2014: CHF 25.10). On compte un complexe cinématographique pour 29'552 habitants, fréquenté par 52'781 clients en moyenne (2014: 46'959). Il y a un siège de cinéma pour 79 habitants et chaque siège a été vendu 141 fois (2014: 126).

To get more information: visit our website

[www.procinema.ch](http://www.procinema.ch)

Les habitants du canton de Bâle-Ville sont les spectateurs les plus assidus puisqu'ils se sont rendus au cinéma 3.64 fois en une année. Ils sont suivis par ceux des cantons de Genève (2.94), de Zurich (2.31) et de Vaud (2.24).

À l'échelle européenne, quasiment tous les pays ont enregistré une augmentation du nombre de spectateurs en 2015. L'Allemagne a atteint son meilleur score depuis 2009 avec 139.2 millions de spectateurs (+14.3%). Au Royaume-Uni, il s'est vendu 9.2% d'entrées en plus et en Italie 8.1% en plus. En France, par contre, le nombre de spectateurs a baissé de 1.4% en 2015. Les États-Unis annoncent une augmentation du nombre de spectateurs de 4.1% et une progression de 7.4% du box-office. Dans de nombreux pays enregistrant une évolution positive, l'augmentation du chiffre d'affaires est parfois nettement supérieure à celle du nombre de spectateurs, ce qui indique une augmentation des prix des billets.

Les trois premiers films du palmarès annuel ont généré plus de 2.1 millions d'entrées, soit 14% du marché total. «*Spectre – 007*» arrive en tête, suivi par «*Minions*», le plus grand succès en 3D et aussi le plus grand succès parmi les films d'animation, puis par le film d'action «*Fast & Furious 7*». Au «top 30 charts», on retrouve 13 suites (2014: 9) qui totalisent quasiment 4 millions d'entrées et 26.8% de part de marché. 11 films en 3D (2014: 12) de cette liste ont enregistré un peu plus de 2 millions d'entrées, soit 33.6% de toutes les entrées 3D et 13.64% du marché total.

Parmi les 30 plus grands succès, 20 ont été produits aux États-Unis. 9 sont d'origine européenne et 1 vient d'Australie. Une production suisse se classe huitième du palmarès annuel. Les productions européennes (UE 28) ont une nouvelle fois vu progresser leur part de marché à 32.35% (4.78 millions d'entrées) par rapport à 2014 (30.06%). 113 premières diffusions de films américains (24.89% de l'ensemble des nouveaux films) ont généré 8.4 millions d'entrées, atteignant 57.2% de part de marché (2014: 55.57%). Plus de 30% des billets vendus pour des productions américaines concernaient des films en 3D.

Totalisant 816'196 spectateurs, soit 5.52% des entrées totales, les productions suisses ont vu leur part de marché nationale augmenter légèrement (2014: 5.09%). Le film familial «*Schellen-Ursli*» se classe premier des films suisses, suivi par le drame «*Ursli*» et par le documentaire «*Giovanni Segantini – Magie des Lichts*» qui a connu un très grand succès. Durant l'année sous revue, 291 films suisses ont été présentés au cinéma (71 premières diffusions et 220 reprises). 120 longs métrages suisses, de 14 genres, constituent tout juste 70% de la part de marché suisse totale.

Avec plus de 2.8 millions d'entrées, la part de marché des films en 3D est passée sous la barre des 20% pour la première fois depuis 2010 à 19.46% (2014: 20.92%). Les films d'animation ont attiré le plus de spectateurs avec 950'000 entrées (33.04%), suivis à égalité par les films d'action et ceux de science-fiction, avec 470'000 entrées pour chacune des deux catégories et 16.3% des entrées. La part moyenne des films en 3D est de 64.23% (2014: 74.19%) pour les 50 films en 3D présentés en 2015. Les premières diffusions en 3D ont été nettement moins nombreuses en 2015 (36) qu'en 2014 (45).

En 2015, les cinémas suisses ont projeté 1'759 films, 454 premières diffusions et 1'305 reprises. Originaires de 62 pays (2014: 65), les films ont été produits dans 57 langues originales (2014: 52). Une fois de plus, on remarque à quel point les films en langue originale anglaise dominent la scène du cinéma en Suisse, avec 679 films en anglais, soit 38% de l'ensemble de la production et une part de marché de 72%. Seulement 25% de ces entrées concernent le film en version originale (2014: 27%). Les films doublés continuent de progresser. Leur part de spectateurs a encore progressé en 2015, atteignant 56.03% (2014: 55.24%).

Les multiplexes (8 salles et plus) ont vu leur fréquentation augmenter de 13.16% par rapport à 2014. Leur part, par rapport à l'ensemble du marché, est restée stable à 35.5%. 8 salles supplémentaires ont été créées en 2015 dans un multiplexe qui, totalisant désormais 18 salles, est le plus grand complexe cinématographique de Suisse. Les multiplexes ont vendu 24.55% d'entrées pour des films en 3D (2014: 28.28%).

**Des informations complémentaires sur l'année cinématographique suisse 2015 sont proposées aux pages suivantes. Nous remercions tous les exploitants de cinémas et distributeurs de leur précieuse collaboration et leur souhaitons une agréable lecture du présent Facts & Figures 2015.**

Les chiffres ci-dessus sont basés sur les entrées payées des cinémas en salle et des cinémas en plein air enregistrés auprès de l'Office fédéral de la culture. Les entrées aux festivals de Locarno, Soleure, Zurich, Nyon, Fribourg, etc. ne sont pas prises en compte.

## Anno cinematografico svizzero 2015: solida crescita del numero di spettatori e di sale cinematografiche

Con 14'778'757 ingressi e una cifra d'affari di CHF 229'292'191, il cinema svizzero nel 2015 ha fatto segnare una crescita dell'11.6%. Un risultato consistente rispetto a quello dell'anno precedente. La Svizzera tedesca e il Ticino hanno raggiunto, con il 15% in più, i valori di crescita più elevati. L'aumento in Romandia, pari al 4.25%, risulta piuttosto modesto, ma è pur sempre un dato positivo se comparato a quello del 2014.

Quest'anno la differenza tra il cinema delle città (KeyCities) e quelli delle città di provincia e delle zone rurali (Non-KeyCities) è stata molto netta. Il cinema nelle KeyCities ha ottenuto una quota del 70.6% del mercato totale (2014: 73.31%), ma «solo» una crescita del numero di spettatori del 7.48%. Per contro, le sale cinematografiche delle Non-KeyCities hanno visto salire il numero di ingressi del 22.91% ed hanno sfiorato la quota di mercato del 30% (2014: 26.69%). A questo risultato hanno dato un contributo particolarmente significativo alcuni film che in parte sono stati visti da oltre la metà del totale degli spettatori affluiti nei cinema delle piccole località, come p. es.: «*Schellen-Ursli*» 56.17%, «*Heidi*» 55.53% o anche «*Honig Im Kopf*» 53.98%.

Il prezzo medio d'ingresso di CHF 15.51 (+0.07%) resta praticamente immutato rispetto all'anno precedente. Il prezzo medio degli ingressi ai film in 3D è stato di CHF 17.37 – con un aumento quindi dello 0.44%. I biglietti d'ingresso per i film in 2D sono stati venduti ad un prezzo medio di CHF 15.07, con solo quindi un piccolo aumento dello 0.24%.

Gli abitanti della Svizzera possono beneficiare di un'ampia gamma di diverse proposte di cinematografi. Un notevole contributo è venuto dalle 27 nuove sale aperte nel 2015 in 8 complessi multisale. Con un totale di 577 sale cinematografiche vengono oggi gestite il 22% in più di sale di quanto ve n'erano in esercizio nel 1999 (471). Nello stesso periodo, i cinematografi sono diminuiti del 15%, scendendo dai 329 ai 280 di oggi. Il numero di posti a sedere (104'639) è rimasto sostanzialmente invariato dal 1999, con un lieve aumento del 2.71%. Da molto tempo si nota una marcata tendenza a realizzare cinematografi multisale con sale cinematografiche di dimensioni più ridotte. Questa tendenza sembra dover continuare, considerato che per il 2017 sono stati annunciati 4–5 nuovi progetti di cinema multisale e Multiplex.

Nel 2015, ogni abitante della Svizzera ha acquistato 1.79 biglietti d'ingresso (2014: 1.74) ed ha speso complessivamente CHF 27.71 per assistere a spettacoli cinematografici (2014: CHF 25.10). Per ogni 29'552 abitanti c'è un complesso multisale, frequentato mediamente da 52'781 spettatori (2014: 46'959). Per ogni 79 abitanti c'è una poltrona disponibile e ognuna di queste poltrone è stata venduta 141 volte (2014: 126).

Gli abitanti del Cantone Basilea Città sono i clienti più assidui dei cinematografi, con 3.64 presenze all'anno, seguiti da quelli dei Cantoni Ginevra (2.94), Zurigo (2.31) e Vaud (2.24).

Sul piano europeo, in quasi tutti i Paesi nel 2015 si è registrato un aumento del numero di spettatori. In Germania si è raggiunto, con 139.2 milioni di spettatori (+14.3%), il miglior risultato dal 2009. In UK l'aumento è stato del 9.2% e in Italia dell'8.1%. In controtendenza è stata invece la Francia, dove il numero di spettatori è diminuito nel 2015 dell'1.4%. Gli USA hanno annunciato un aumento del numero di spettatori del 4.1% e addirittura un aumento del 7.4% al BoxOffice. In molti Paesi con risultati positivi, l'aumento delle cifre d'affari è in parte sensibilmente più elevato del numero di spettatori, un indicatore dell'aumento dei prezzi d'ingresso.

I Top3 film della hitparade dell'anno hanno ottenuto, con oltre 2.1 milioni di ingressi, più del 14% del mercato totale. Guida la lista «*Spectre – 007*», seguito dal film di maggior successo dell'anno, sia nella categoria 3D sia tra i film d'animazione, «*Minions*» e dallo spettacolo d'azione «*Fast & Furious 7*». Nelle «Top30 Charts» trovano posto 13 sequel (2014: 9), che con quasi 4 milioni di ingressi possono rivendicare per sé una quota di mercato del 26.8%. 11 film in 3D (2014: 12) di questa lista sono stati visti da un po' più di 2 milioni di spettatori, pari al 33.6% di tutti gli ingressi per film in 3D e al 13.64% del mercato totale.

Tra i 30 film di maggior successo, 20 sono stati prodotti negli USA. 9 film sono di produzione europea e un film è australiano. Una produzione svizzera ha occupato l'8ª posizione nella hitparade dell'anno. Le produzioni europee (UE 28) sono riuscite ad aumentare ancora una volta la loro quota di mercato portandola al 32.35% (4.78 milioni di ingressi), rispetto al 2014 (30.06%). Le 113 prime di film americani (24.89% di tutti i nuovi film) hanno raggiunto, con 8.4 milioni di ingressi, una quota di mercato del 57.2% (2014: 55.57%). Più del 30%

di tutti i biglietti d'ingresso per le produzioni americane sono stati acquistati per film in 3D.

Con un totale di 816'196 spettatori (pari al 5.52% di tutti gli ingressi), le produzioni svizzere hanno aumentato leggermente la loro quota del mercato nazionale (2014: 5.09%). Il film per famiglie «*Schellen-Ursli*» guida la hitparade dei film svizzeri, seguiti dal film drammatico «*Usfahrt Oerlike*» e dal documentario di maggior successo «*Giovanni Segantini – Magie des Lichts*». Nell'anno in esame sono stati proiettati nei cinematografi 291 film svizzeri (71 prime, 220 riprese). 120 lungometraggi svizzeri – di 14 generi diversi – hanno raggiunto quasi il 70% dell'intera quota di mercato svizzero.

Nel 2015, con oltre 2.8 milioni di ingressi la quota di mercato in 3D è stata del 19.46% e per la prima volta dal 2010 è scesa sotto la soglia del 20% (2014: 20.92%). I generi preferiti sono stati i film d'animazione con 950'000 ingressi (33.04%), seguiti dai film d'azione e Sci-Fi, con ca. 470'000 ingressi ognuno e il 16.3% di tutti gli ingressi. La quota media del 3D per i 50 film in 3D proiettati nel 2015 è stata del 64.23% (2014: 74.19%). Il numero nel 2015 delle prime di film in 3D (36) è stato sensibilmente inferiore a quello del 2014 (45).

Nel 2015, nei cinema svizzeri sono stati proiettati 1'759 film. 454 prime e 1'305 riprese. I film sono giunti da 62 Paesi (2014: 65) e sono stati prodotti in 57 diverse lingue originali (2014: 52). Con 679 pellicole, pari al 38% di tutti i film e a una quota di mercato del 72%, spicca ancora una volta il dominio incontrastato anche sulla scena cinematografica svizzera dei film in lingua originale inglese. Gli ingressi alle proiezioni di film in versione originale sono stati tuttavia solo del 25% (2014: 27%). Complessivamente continuano a guadagnare terreno i film nelle versioni linguistiche sincronizzate. Nel 2015 la quota degli spettatori è ulteriormente aumentata attestandosi attualmente al 56.03% (2014: 55.24).

I Multiplex (8 sale e più) hanno visto aumentare il numero di spettatori del 13.16% rispetto all'anno precedente. La quota sul mercato complessivo è rimasta stabile al 35.5%. In uno dei Multiplex già esistenti sono state aperte nel 2015 altre 8 sale, risultando così, con le sue 18 sale in totale, il più grande complesso cinematografico della Svizzera. Nei Multiplex, i film in 3D hanno inciso per il 24.55% di tutti gli ingressi (2014: 28.28%).

**Ulteriori informazioni concernenti l'anno cinematografico svizzero 2015 sono reperibili nelle pagine successive. Ringraziamo tutti gli impresari cinematografici e le case distributrici di film per la fattiva collaborazione e auguriamo a tutti una piacevole lettura di Facts & Figures 2015.**

I dati presentati si basano sugli ingressi pagati per accedere ai cinema e OpenAir registrati presso l'Ufficio federale della cultura. Non sono stati tenuti in considerazione gli ingressi al Festival di Locarno, Soletta, Zurigo, Nyon, Friburgo, etc.

## E

### The cinema year in Switzerland 2015: solid growth in attendance and cinema screens

In 2015 Swiss cinemas recorded a growth of 11.6%, with admissions and turnover totalling 14'778'757 and CHF 229'292'191 respectively. A solid result compared with the previous year. German-speaking Switzerland and Ticino were both well up, with almost +15%. The increase in the French-speaking part of Switzerland was somewhat more modest, at 4.25%, but still positive compared with 2014.

That year the difference between the larger town and cities (KeyCities) and the cinemas in small towns and rural areas (Non-KeyCities) was very clear. Cinemas in the KeyCities achieved a share of 70.6% of the overall market (2014: 73.31%), even though the growth in attendance was «only» 7.48%. By contrast cinemas in Non-KeyCities managed to boost their admissions by 22.91%, achieving a market share of just under 30% (2014: 26.69%). Underpinning these figures were films that reached more than half the total number of cinemagoers in smaller cinema locations, e.g. «*Schellen-Ursli*» 56.17%, «*Heidi*» 55.53% or «*Honig Im Kopf*» 53.98%.

The average price for a cinema ticket of CHF 15.51 (+0.07%) remained virtually unchanged compared with the previous year. The average price for admissions to 3D films was CHF 17.37, an increase of 0.44%. Tickets for 2D films were sold at an average price of CHF 15.07, again a small increase of only 0.24%.

People living in Switzerland were able to avail themselves of a multitude of different cinema offers. This was due in part to the 27 new cinema screens that opened at 8 cinema complexes in 2015. With a total of 577 screens, there are now 22% more cinemas operating than in 1999 (471). Over the same period the number of actual cinemas has decreased

by 15%, from 329 to today's figure of 280. The number of seats has remained virtually unchanged since 1999, increasing by a mere 2.71% to 104'639. For some time now there has been a noticeable trend towards multiplexes with smaller screens. That trend is set to continue in 2017, with 4 to 5 new cinema complex- or multiplex- projects announced.

In 2015 the average person living in Switzerland purchased 1.79 cinema tickets (2014: 1.74) and spent a total of CHF 27.71 on trips to the cinema (2014: CHF 25.10). There was one cinema complex for every 29'552 inhabitants, attended on average by 52'781 paying customers (2014: 46'959). And there was one cinema seat for every 79 inhabitants, with each of those seats sold 141 times (2014: 126).

The inhabitants of the Canton of Basel-Stadt were the keenest cinemagoers, with 3.64 trips to the cinema a year, followed by the Cantons of Geneva (2.94), Zurich (2.31) and Vaud (2.24).

Practically every country across Europe reported growth in cinema attendance in 2015. Germany achieved the best result since 2009 with 139.2 million cinemagoers (+14.3%). The UK increased its cinema admissions by 9.2% and Italy recorded a plus of 8.1%. There was a counter-trend in France, where attendance in 2015 fell by 1.4%. The US reported a plus of 4.1% in cinemagoers and an increase of no less than 7.4% in box office receipts. In many countries with positive results the increase is sometimes much higher for turnover than for attendance, an indication of higher admission prices.

The Top 3 films in the annual rankings achieved more than 14% of the overall market, with more than 2.1 million admissions. «*Spectre – 007*» topped the rankings, followed by what was both the most successful 3D film and animation film of the year, «*Minions*», and the action spectacular «*Fast & Furious 7*». The Top 30 Charts included 13 sequels (2014: 9), claiming 26.8% of the market share with almost 4 million admissions. 11 3D films (2014: 12) on this list achieved just over two million admissions or 33.6% of all 3D admissions and 13.64% of the overall market.

Of the 30 most successful films, 20 were produced in the US. 9 films were of European provenance, and one film was made in Australia. One Swiss production came in 8th in the annual rankings. European productions (EU 28) were able once again to increase their market share to 32.35% (4.78 million admissions) compared with 2014 (30.06%). 113 US premieres (24.89% of all new films) claimed a market share of 57.2% (2014: 55.57%), with 8.4 million admissions. 3D films accounted for more than 30% of all tickets sold for US productions.

With a total of 816'196 cinemagoers and 5.52% of all admissions, Swiss productions were able to increase their domestic market share slightly (2014: 5.09%). The family film «*Schellen-Ursli*» came top of the rankings of Swiss films, followed by the drama «*Usfahrt Oerlike*» and the most successful documentary «*Giovanni Segantini – Magie des Lichts*». 291 Swiss films were screened in cinemas during the year under review (71 premieres, 220 re-runs). 120 Swiss feature films – representing 14 different genres – achieved just under 70% of the total Swiss market share.


With more than 2.8 million admissions the 3D market share was 19.46% in 2015, dropping below the 20% mark for the first time since 2010 (2014: 20.92%). The most popular genres were animations with 950'000 admissions (33.04%), followed by action and sci-fi, each with approx. 470'000 admissions and 16.3% of all admissions. The average 3D share was 64.23% (2014: 74.19%) for the 50 3D films screened in 2015. The number of 3D premieres was significantly lower in 2015, at 36, compared with 2014 (45).

1'759 films were screened in Swiss cinemas in 2015: 454 premieres and 1'305 re-runs. The films came from 62 countries (2014: 65) and were made in 57 languages (2014: 52). With 679 or 38% of all films and a market share of 72%, films with English as their original language once again clearly dominated the film scene also in Switzerland. However, a mere 25% of those admissions were achieved in the original version (2014: 27%). Overall, dubbed films continued to gain ground, with their share of cinemagoers increasing once again in 2015 to the current figure of 56.03% (2014: 55.24).

Multiplexes (8 screens or more) were able to boost their attendances by 13.16% compared with the previous year. The share in the overall market remained stable at 35.5%. 8 additional screens opened in one existing multiplex in 2015, making it the largest cinema complex in Switzerland with a total of 18 screens. 3D films accounted for 24.55% of all admissions at multiplexes (2014: 28.28%).

**More information about the cinema year 2015 in Switzerland can be found on the following pages. We wish to thank all the cinema operators and film distributors for their cooperation and hope you enjoy browsing through the Facts & Figures for 2015.**

The above data is based on the number of admission tickets purchased at conventional and open-air cinemas registered with the Federal Office for Culture. The figures do not include festival admissions in Locarno, Solothurn, Zurich, Nyon, Fribourg, etc.

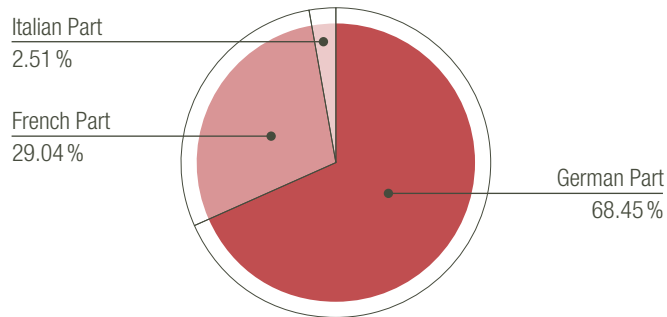


---

<b>4</b>	<b>ADMISSIONS AND BOXOFFICE 2015</b>
<b>7</b>	<b>CINEMAS, SCREENS, SEATS 2015</b>
<b>9</b>	<b>ADMISSIONS AND BOXOFFICE 2008 – 2015</b>
<b>10</b>	<b>HALFYEAR TOTALS 1995 – 2015</b>
<b>11</b>	<b>ADMISSIONS AND BOXOFFICE IN CANTONS 2015</b>
<b>12</b>	<b>ADMISSIONS AND BOXOFFICE IN KEYCITIES 2015</b>
<b>13</b>	<b>WEEKLY ADMISSIONS 2014/2015</b>
<b>14</b>	<b>WEEKLY ADMISSIONS BY PARTS 2015</b>
<b>16</b>	<b>DISTRIBUTOR'S MARKETSHARE BY ADMISSIONS 2015</b>
<b>17</b>	<b>COUNTRY'S MARKETSHARE BY ADMISSIONS 2015</b>
<b>18</b>	<b>GENRE'S MARKETSHARE BY ADMISSIONS 2015</b>
<b>19</b>	<b>ORIGINAL-VERSIONS / SYNCHRO-VERSIONS 2003 – 2015</b>
<b>20</b>	<b>MULTIPLEXE'S MARKETSHARE 1995 – 2015</b>
<b>22</b>	<b>TOP 30 FILMS BY ADMISSIONS 2015</b>
<b>23</b>	<b>TOP 30 SWISS FILMS BY ADMISSIONS 2015</b>
<b>24</b>	<b>SWISS FILM'S MARKETSHARE 1995 – 2015</b>
<b>25</b>	<b>SWISS FILM'S MARKETSHARE BY PART, RATE, SCREEN 2015</b>
<b>26</b>	<b>DIGITAL 3D-FILMS 2015</b>
<b>28</b>	<b>TOP 20 FILMS BY REGIONS 2015</b>
<b>29</b>	<b>TOP 30 FILMS 1995 – 2015</b>
<b>30</b>	<b>TOP 20 FILMS IN KEYCITIES 2015</b>
<b>34</b>	<b>TOP FILMS CLASSIFICATION BY ADMISSIONS, 1 – 400 2015</b>
<b>37</b>	<b>NEW RELEASED FILMS IN SWITZERLAND, A – Z 2015</b>
<b>42</b>	<b>CINEMA SCREENS BY PLACE, A – Z 2015</b>
<b>46</b>	<b>OPENAIR SCREENS BY PLACE, A – Z 2015</b>
<b>48</b>	<b>SWISS DISTRIBUTORS 2015</b>
<b>49</b>	<b>PROCINEMA MEMBERS 2015</b>

# ADMISSIONS AND BOXOFFICE 2015

PART	ADMISSIONS	CHANGE TO 14 IN %	BOXOFFICE	CHANGE TO 14 IN %	AVG. TICKET PRICE
<b>Cinemas &amp; OpenAirs</b>					
German Part	10'116'489	14.94 %	160'090'092	14.74 %	15.82
French Part	4'291'222	4.25 %	63'640'130	4.56 %	14.83
Italian Part	371'046	14.30 %	5'561'969	13.07 %	14.99
<b>Total Switzerland</b>	<b>14'778'757</b>	<b>11.60 %</b>	<b>229'292'191</b>	<b>11.68 %</b>	<b>15.51</b>
<b>Cinemas only</b>					
German Part	9'817'150	14.54 %	155'716'748	14.38 %	15.86
French Part	4'262'621	4.15 %	63'282'219	4.50 %	14.85
Italian Part	365'959	13.73 %	5'503'492	12.69 %	15.04
<b>Total Cinemas</b>	<b>14'445'730</b>	<b>11.24 %</b>	<b>224'502'459</b>	<b>11.37 %</b>	<b>15.54</b>
<b>OpenAir-Cinemas only</b>					
German Part	299'339	29.62 %	4'373'344	29.15 %	14.61
French Part	28'601	23.10 %	357'911	15.49 %	12.51
Italian Part	5'087	78.12 %	58'477	65.39 %	11.50
<b>Total OpenAirs</b>	<b>333'027</b>	<b>29.57 %</b>	<b>4'789'732</b>	<b>28.36 %</b>	<b>14.38</b>

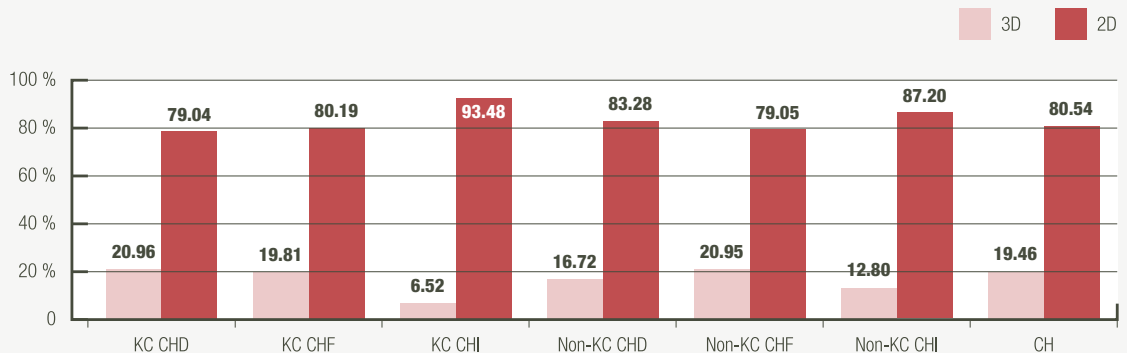


# ADMISSIONS AND BOXOFFICE 2015

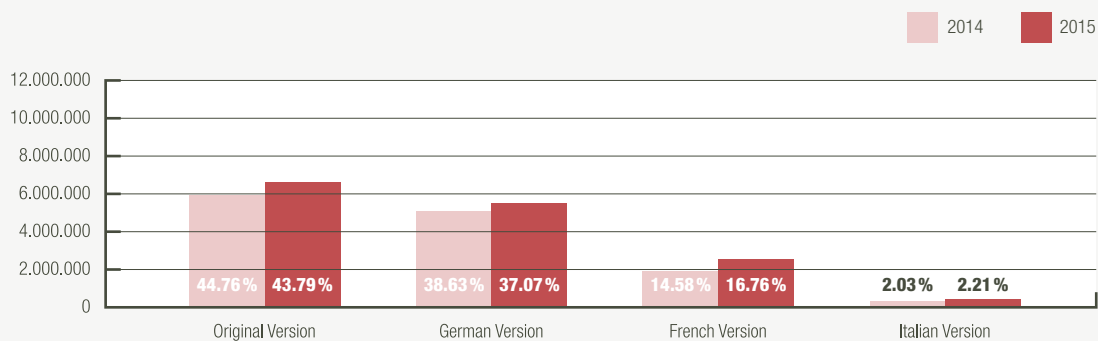
PART	PROJECTIONS	ADMISSIONS	BOXOFFICE	% OF TOTAL ADMISSIONS	CHANGE TO 14 IN % ADM
<b>KeyCities / NonKeyCities</b>					
KC German Part	247'883	6'829'111	110'024'099	46.21 %	9.09 %
KC French Part	140'478	3'395'009	51'666'068	22.97 %	4.10 %
KC Italian Part	7'835	209'918	3'191'863	1.42 %	12.76 %
<b>*KC Switzerland</b>	<b>396'196</b>	<b>10'434'038</b>	<b>164'882'030</b>	<b>70.60 %</b>	<b>7.48 %</b>
Non-KC German Part	118'061	3'287'378	50'065'993	22.24 %	29.35 %
Non-KC French Part	35'240	896'213	11'974'062	6.06 %	4.83 %
Non-KC Italian Part	10'923	161'128	2'370'106	1.09 %	16.37 %
<b>Non KC</b>	<b>164'224</b>	<b>4'344'719</b>	<b>64'410'161</b>	<b>29.40 %</b>	<b>22.91 %</b>
<b>Switzerland</b>	<b>560'420</b>	<b>14'778'757</b>	<b>229'292'191</b>	<b>100.00 %</b>	<b>11.60 %</b>

\* KeyCities: Aarau, Aigle, Baden, Basel, Bern, Biel, Fribourg, Genève, La Chaux-de-Fonds, Lausanne, Lugano, Luzern, Neuchâtel, St. Gallen, Vevey / Montreux, Winterthur, Zürich

PART	PROJECTIONS 2D	ADMISSIONS 2D	PROJECTIONS 3D	ADMISSIONS 3D	% OF TOTAL ADMISSIONS 3D
<b>KeyCities (KC) / NonKeyCities (NON-KC) Admission 2D / 3D</b>					
KC German Part	202'935	5'397'497	44'948	1'431'614	20.96 %
KC French Part	118'399	2'722'494	22'079	672'515	19.81 %
KC Italian Part	7'314	196'240	521	13'678	6.52 %
<b>*KC Switzerland</b>	<b>328'648</b>	<b>8'316'231</b>	<b>67'548</b>	<b>2'117'807</b>	<b>20.30 %</b>
Non-KC German Part	96'946	2'737'695	21'115	549'683	16.72 %
Non-KC French Part	29'458	708'444	5'782	187'769	20.95 %
Non-KC Italian Part	9'792	140'499	1'131	20'6299	12.80 %
<b>Non KC</b>	<b>136'196</b>	<b>3'586'638</b>	<b>28'028</b>	<b>758'081</b>	<b>17.45 %</b>
<b>Switzerland</b>	<b>464'844</b>	<b>11'902'869</b>	<b>95'576</b>	<b>2'875'888</b>	<b>19.46 %</b>

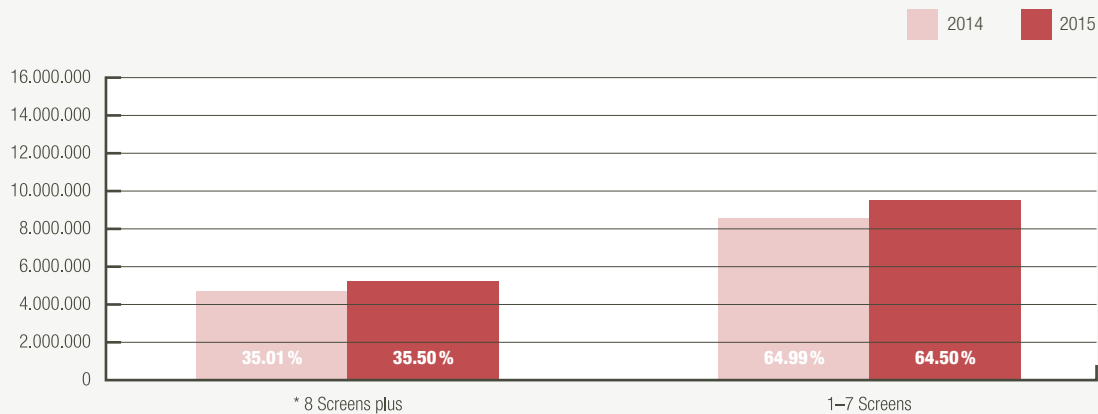


	VERSION	PROJECTIONS	ADMISSIONS	BOXOFFICE	% OF TOTAL ADMISSIONS	CHANGE TO 14 IN % ADM
<b>by Version of Language</b>	Original Version	265'582	6'497'968	97'773'240	43.97 %	9.63 %
	German Version	197'184	5'478'184	89'113'689	37.07 %	7.09 %
	French Version	82'278	2'476'594	37'467'079	16.76 %	28.26 %
	Italian Version	15'376	326'011	4'938'183	2.21 %	21.19 %
	<b>Switzerland</b>	<b>560'420</b>	<b>14'778'757</b>	<b>229'292'191</b>	<b>100.00 %</b>	<b>11.60 %</b>




	SCREENS	PROJECTIONS	ADMISSIONS	BOXOFFICE	% OF TOTAL ADMISSIONS	CHANGE TO 14 IN % ADM
<b>Multiplexe</b>	*8 Screens plus	177'092	5'246'080	85'510'826	35.50 %	13.16 %
	1-7 Screens	383'328	9'532'677	143'781'365	64.50 %	10.76 %
	<b>Switzerland</b>	<b>560'420</b>	<b>14'778'757</b>	<b>229'292'191</b>	<b>100.00 %</b>	<b>11.60 %</b>

\* Cinedome Abtwil, Pathé Küchlin Basel, Pathé Westside Bern, Pathé Dietlikon, Maxx Emmen, Arena Fribourg, Arena Genève, Pathé Genève, Galleries Lausanne, Kinopolis Schaffhausen, Kiwi Winterthur, Abaton Zürich, Arena Zürich



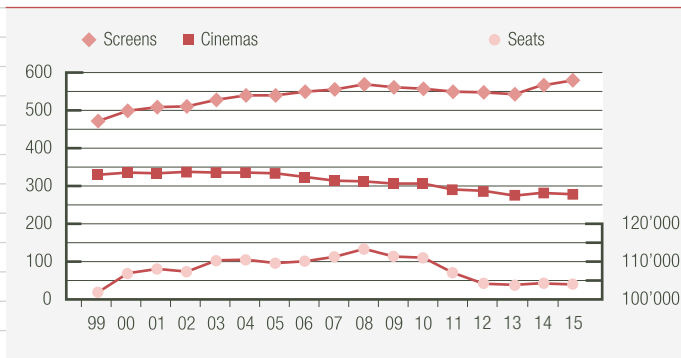


# CINEMAS AND SCREENS 2015



## Cinemas, Screens, Seats per 31.12.2015 (BAK/OFC registred only)

PART	EXHIBITORS	CINEMAS	SCREENS	SEATS	1 SCREEN	2 SCREENS	3 SCREENS	4 SCREENS	5 SCREENS	6 SCREENS	7 SCREENS	8 SCREENS	9 SCREENS	10 SCREENS	11 SCREENS	12 SCREENS	13 SCREENS	18 SCREENS
German	129	188	391	69'058	123	28	10	8	6	5	0	4	0	1	2	1	0	1
French	54	80	164	31'573	54	9	8	1	0	1	2	1	1	1	0	0	1	0
Italian	11	12	22	4'008	8	2	1	0	0	0	1	0	0	0	0	0	0	0
<b>TOTAL</b>	<b>194</b>	<b>280</b>	<b>577</b>	<b>104'639</b>	<b>185</b>	<b>39</b>	<b>19</b>	<b>9</b>	<b>6</b>	<b>6</b>	<b>3</b>	<b>5</b>	<b>1</b>	<b>2</b>	<b>2</b>	<b>1</b>	<b>1</b>	<b>1</b>
+ / -	+1	-2	+14	-401	-3	-1	0	0	+2	0	0	-1	+1	-1	0	0	0	+1





## Cinemas 1999-2015

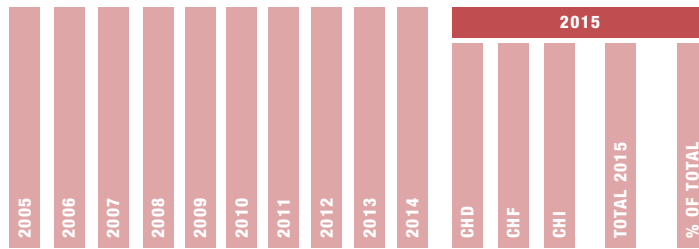


YEAR	CINEMAS	SCREENS	SEATS
1999	329	471	101'883
2000	335	499	106'872
2001	334	508	108'025
2002	337	511	107'320
2003	335	528	110'291
2004	335	540	110'455
2005	334	539	109'596
2006	323	550	110'070
2007	313	556	111'254
2008	311	568	113'292
2009	305	562	111'322
2010	305	558	111'012
2011	291	550	106'997
2012	287	545	105'714
2013	280	541	104'146
2014	282	563	105'040
2015	280	577	104'639

## Change 1999-2015

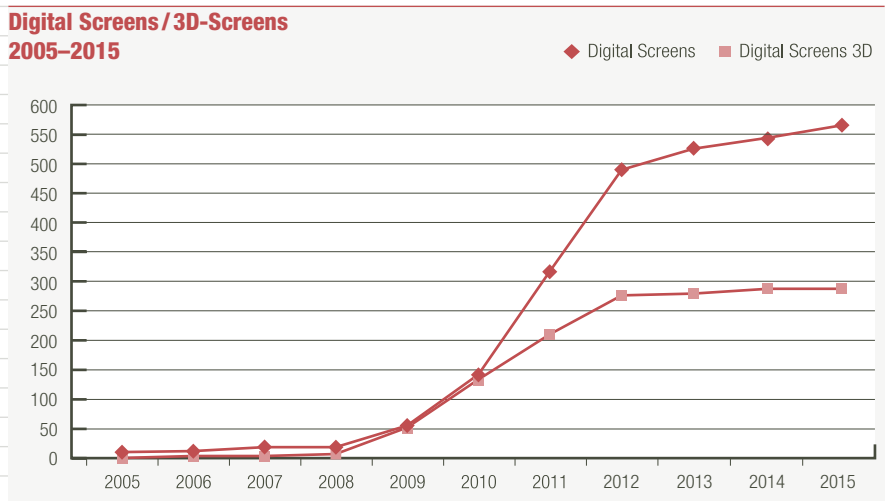
<b>-49</b>	<b>106</b>	<b>2'756</b>
------------	------------	--------------





Digital Cinemas	10	11	14	12	42	91	150	241	258	262	180	74	12	<b>267</b>	95.00
Digital Cin. Screens	10	11	18	19	55	142	316	495	523	544	385	160	21	<b>566</b>	98.09
Digital 3D Cinemas	0	3	4	4	40	90	120	157	159	162	108	50	8	<b>166</b>	59.29
Digital Cin. 3D-Scr.	0	3	4	6	52	134	210	267	272	288	196	89	13	<b>298</b>	51.65

	YEAR	DIGITAL SCREENS	DIGITAL SCREENS 3D
<b>Digital Screens 2005-2015</b>	2005	10	0
	2006	11	3
	2007	18	4
	2008	19	6
	2009	55	52
	2010	142	134
	2011	316	210
	2012	495	267
	2013	523	272
	2014	544	288
	2015	566	298

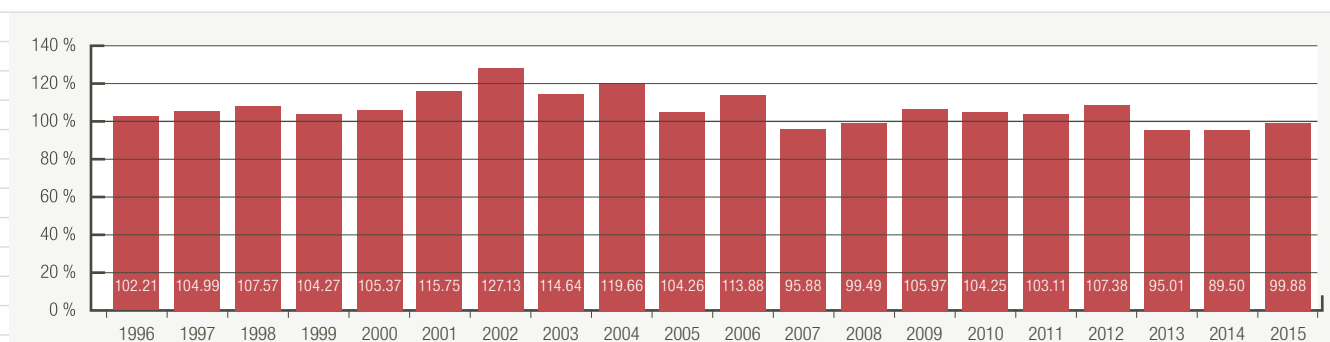


# ADMISSIONS AND BOXOFFICE

## 2008–2015

	PART	PROJECTIONS	ADMISSIONS	BOXOFFICE	% OF TOTAL ADMISSIONS	AVERAGE TICKETPRICE	CHANGE TO PREVIOUS YEAR
<b>2015</b>	German Part	365'944.00	10'116'489	160'090'092	68.45 %	15.82	-0.17 %
	French Part	175'718.00	4'291'222	63'640'130	29.04 %	14.83	0.29 %
	Italian Part	18'758.00	371'046	5'561'969	2.51 %	14.99	-1.07 %
	<b>Switzerland</b>	<b>560'420</b>	<b>14'778'757</b>	<b>229'292'191</b>	<b>100.00 %</b>	<b>15.51</b>	<b>0.07 %</b>
<b>2014</b>	German Part	357'766.00	8'801'816	139'524'285	66.47 %	15.85	0.34 %
	French Part	170'956.00	4'116'123	60'864'158	31.08 %	14.79	-1.16 %
	Italian Part	18'903.00	324'636	4'919'109	2.45 %	15.15	-1.03 %
	<b>Switzerland</b>	<b>547'625</b>	<b>13'242'575</b>	<b>205'307'552</b>	<b>100.00 %</b>	<b>15.50</b>	<b>-0.23 %</b>
<b>2013</b>	German Part	354'152	9'549'618	150'872'214	67.93 %	15.80	-0.69 %
	French Part	157'201	4'117'270	61'597'365	29.29 %	14.96	0.13 %
	Italian Part	19'691	391'517	5'994'210	2.78 %	15.31	-1.61 %
	<b>Switzerland</b>	<b>531'044</b>	<b>14'058'405</b>	<b>218'463'789</b>	<b>100.00 %</b>	<b>15.54</b>	<b>-0.49 %</b>
<b>2012</b>	German Part	361'061	10'793'677	171'718'071	67.93 %	15.91	0.34 %
	French Part	159'402	4'652'382	69'510'299	29.28 %	14.94	1.62 %
	Italian Part	19'991	442'526	6'886'287	2.79 %	15.56	2.33 %
	<b>Switzerland</b>	<b>540'454</b>	<b>15'888'585</b>	<b>248'114'657</b>	<b>100.00 %</b>	<b>15.62</b>	<b>0.88 %</b>
<b>2011</b>	German Part	351'950	10'075'854	159'750'520	66.04 %	15.85	-0.02 %
	French Part	159'746	4'714'478	69'317'199	30.90 %	14.70	-0.12 %
	Italian Part	20'509	465'857	7'084'212	3.05 %	15.21	3.05 %
	<b>Switzerland</b>	<b>532'205</b>	<b>15'256'189</b>	<b>236'151'931</b>	<b>100.00 %</b>	<b>15.48</b>	<b>-0.01 %</b>
<b>2010</b>	German Part	340'471	10'095'570	160'097'597	66.74 %	15.86	2.25 %
	French Part	153'276	4'511'229	66'411'578	29.82 %	14.72	4.16 %
	Italian Part	19'421	519'626	7'667'910	3.44 %	14.76	7.00 %
	<b>Switzerland</b>	<b>513'168</b>	<b>15'126'425</b>	<b>234'177'085</b>	<b>100.00 %</b>	<b>15.48</b>	<b>2.87 %</b>
<b>2009</b>	German Part	337'664	10'572'616	163'972'390	67.43 %	15.51	3.32 %
	French Part	157'872	4'592'385	64'903'442	29.29 %	14.13	2.60 %
	Italian Part	19'496	514'962	7'101'966	3.28 %	13.79	1.77 %
	<b>Switzerland</b>	<b>515'032</b>	<b>15'679'963</b>	<b>235'977'798</b>	<b>100.00 %</b>	<b>15.05</b>	<b>3.15 %</b>
<b>2008</b>	German Part	319'315	9'802'060	147'133'364	66.59 %	15.01	0.04 %
	French Part	163'112	4'417'860	60'856'433	30.01 %	13.78	-0.11 %
	Italian Part	20'317	501'121	6'791'194	3.40 %	13.55	0.02 %
	<b>Switzerland</b>	<b>502'744</b>	<b>14'721'041</b>	<b>214'780'991</b>	<b>100.00 %</b>	<b>14.59</b>	<b>-0.07 %</b>

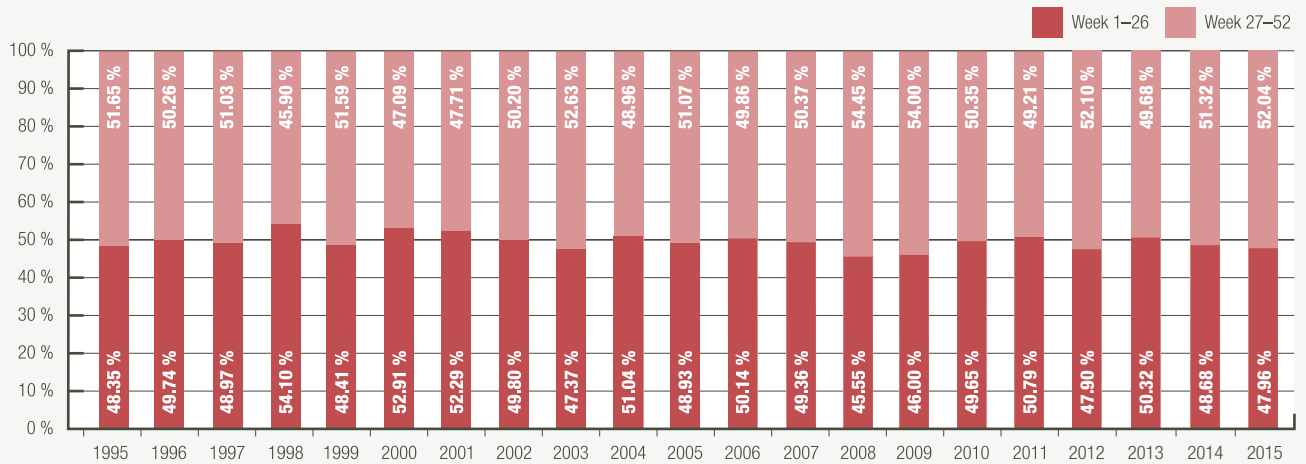
Year 1995 = 100 %



Year 1995 = 100 %

# HALFYEAR TOTALS 1995-2015

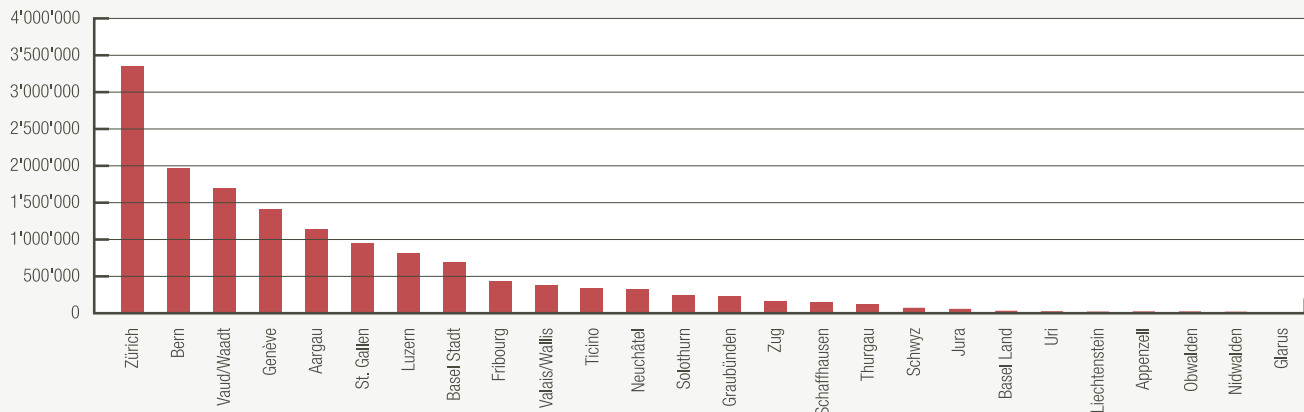
YEAR	ADMISSIONS	% OF TOTAL ADMISSIONS	ADMISSIONS	% OF TOTAL ADMISSIONS	TOTAL YEAR
<b>Switzerland</b>					
1995*	7'154'717	48.35%	7'641'928	51.65%	14'796'645
1996	7'523'122	49.74%	7'600'540	50.26%	15'123'662
1997	7'607'913	48.97%	7'926'452	51.03%	15'534'365
1998	8'610'992	54.10%	7'305'871	45.90%	15'916'863
1999	7'469'077	48.41%	7'958'817	51.59%	15'427'894
2000	8'249'376	52.91%	7'342'559	47.09%	15'591'935
2001	8'955'904	52.29%	8'170'836	47.71%	17'126'740
2002*	9'367'462	49.80%	9'443'630	50.20%	18'811'092
2003	8'035'902	47.37%	8'927'094	52.63%	16'962'996
2004	9'037'171	51.04%	8'668'654	48.96%	17'705'825
2005	7'548'388	48.93%	7'879'016	51.07%	15'427'404
2006*	8'448'363	50.14%	8'401'881	49.86%	16'850'244
2007	7'041'158	49.63%	7'146'541	50.37%	14'187'699
2008	6'705'431	45.55%	8'015'610	54.45%	14'721'041
2009	7'213'257	46.00%	8'466'706	54.00%	15'679'963
2010	7'510'929	49.65%	7'615'496	50.35%	15'126'425
2011	7'749'022	50.79%	7'507'167	49.21%	15'256'189
2012*	7'611'148	47.90%	8'277'437	52.10%	15'888'585
2013	7'074'323	50.32%	6'984'082	49.68%	14'058'405
2014	6'446'214	48.68%	6'796'361	51.32%	13'242'575
2015	7'088'332	47.96%	7'690'425	52.04%	14'778'757



# ADMISSIONS AND BOXOFFICE IN CANTONS 2015

CANTON	PROJECTIONS	ADMISSIONS	BOXOFFICE	% OF ADMISSIONS	CHANGE TO '14	POPULATION*	% OF POPULATION
Aargau	32'816	1'131'706	17'554'438	7.66%	30.64%	645'277	7.80%
Appenzell	897	17'735	234'581	0.12%	24.16%	69'918	0.84%
Basel Land	2'535	51'524	743'267	0.35%	13.98%	281'301	3.40%
Basel Stadt	29'148	694'007	11'158'603	4.70%	0.87%	190'580	2.30%
Bern	79'042	1'957'621	31'238'755	13.25%	13.29%	1'009'418	12.20%
Fribourg	16'695	422'370	5'969'943	2.86%	3.89%	303'377	3.67%
Genève	65'424	1'403'836	21'775'147	9.50%	7.85%	477'385	5.77%
Glarus						39'794	0.48%
Graubünden	7'588	227'024	3'407'852	1.54%	39.97%	195'886	2.37%
Jura	3'365	73'610	919'281	0.50%	39.46%	72'410	0.88%
Liechtenstein	1'239	21'441	300'101	0.15%	-22.78%	36'942	0.45%
Luzern	23'994	818'331	12'805'331	5.54%	8.42%	394'604	4.77%
Neuchâtel	16'235	325'011	4'814'117	2.20%	-1.74%	177'327	2.14%
Nidwalden	68	7'154	109'806	0.05%	142.84%	42'080	0.51%
Obwalden	680	14'336	196'940	0.10%	120.15%	36'834	0.45%
Schaffhausen	8'759	161'975	2'727'232	1.10%	12.55%	79'417	0.96%
Schwyz	3'404	92'622	1'395'669	0.63%	37.40%	152'759	1.85%
Solothurn	10'921	246'467	3'805'524	1.67%	11.92%	263'719	3.19%
St. Gallen	39'825	954'152	14'483'618	6.46%	16.89%	495'824	5.99%
Thurgau	5'396	141'939	1'985'423	0.96%	34.84%	263'733	3.19%
Ticino	18'758	371'046	5'561'969	2.51%	14.30%	350'363	4.23%
Uri	964	39'729	599'911	0.27%	51.52%	36'008	0.44%
Valais/Wallis	9'818	383'715	5'322'775	2.60%	12.01%	331'763	4.01%
Vaud/Waadt	64'080	1'708'533	25'411'472	11.56%	1.52%	761'446	9.20%
Zug	3'410	169'468	2'524'803	1.15%	24.14%	120'089	1.45%
Zürich	115'060	3'336'197	54'140'149	22.57%	11.78%	1'446'354	17.48%
<b>Total 2015</b>	<b>560'420</b>	<b>14'778'757</b>	<b>229'292'191</b>	<b>100.00%</b>	<b>11.60%</b>	<b>8'274'608</b>	<b>100.00%</b>



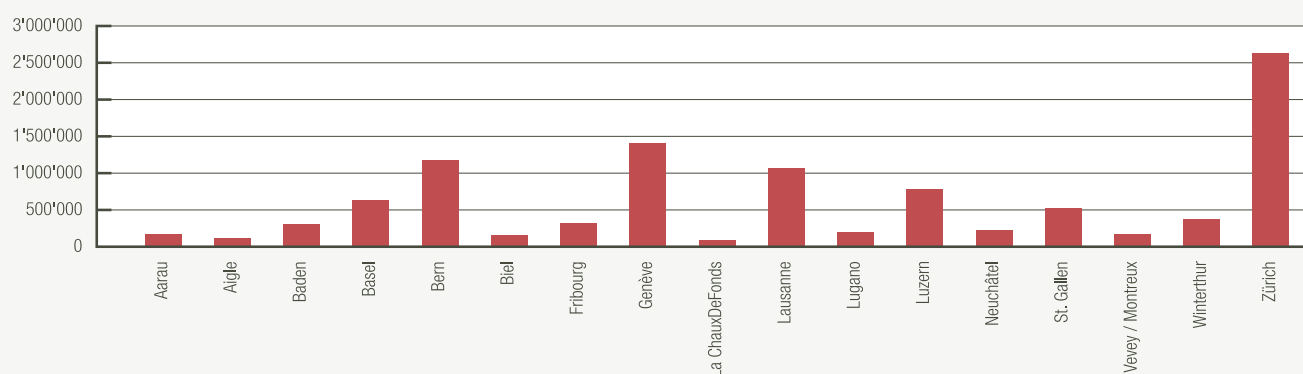
\* Quelle/Source BFS/OFS 2015



# ADMISSIONS AND BOXOFFICE IN KEYCITIES 2015

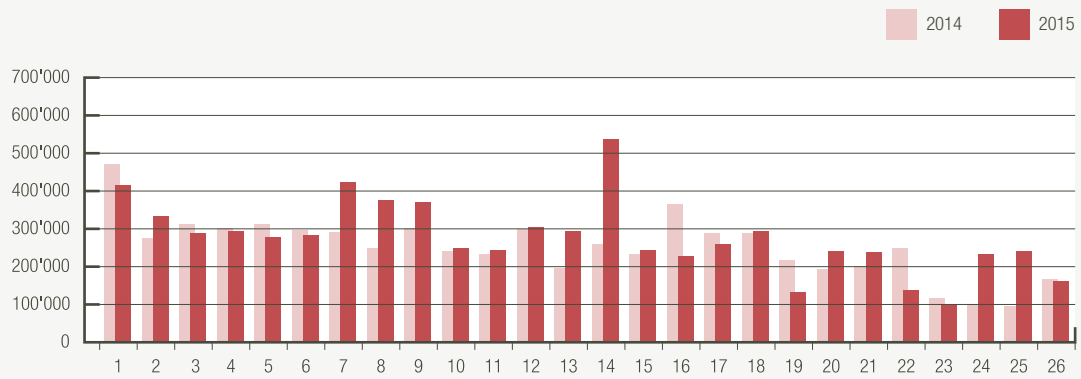
CITY	PART	PROJECTIONS	ADMISSIONS	BOXOFFICE	% OF TOTAL ADM	CHANGE TO 14 IN % OF ADM	POPULATION*	% OF POPULATION
Aarau	CHD	5'316	187'001	2'851'190	1.27%	7.99%	20'445	0.25%
Aigle	CHF	3'306	106'399	1'539'324	0.72%	4.47%	9'973	0.12%
Baden	CHD	8'656	314'392	5'081'037	2.13%	20.00%	18'670	0.23%
Basel	CHD	28'405	644'883	10'617'599	4.36%	1.44%	168'620	2.04%
Bern	CHD	46'993	1'178'412	19'370'979	7.97%	7.24%	130'015	1.57%
Biel	CHD	9'341	168'424	2'555'189	1.14%	15.98%	53'667	0.65%
Fribourg	CHF	12'923	332'716	4'705'651	2.25%	2.31%	38'288	0.46%
Genève	CHF	65'312	1'397'600	21'716'475	9.46%	8.34%	194'565	2.35%
La ChauxDeFonds	CHF	6'325	92'430	1'397'115	0.63%	-1.80%	39'027	0.47%
Lausanne	CHF	36'628	1'068'461	16'518'414	7.23%	1.45%	133'897	1.62%
Lugano	CHI	7'835	209'918	3'191'863	1.42%	12.76%	63'668	0.77%
Luzern	CHD	23'494	780'097	12'336'908	5.28%	7.78%	81'057	0.98%
Neuchâtel	CHF	8'804	213'621	3'204'763	1.45%	-1.65%	33'815	0.41%
St. Gallen	CHD	21'726	537'293	8'235'952	3.64%	8.99%	75'310	0.91%
Vevey/Montreux	CHF	7'180	183'782	2'584'326	1.24%	2.28%	45'428	0.55%
Winterthur	CHD	23'038	381'397	6'011'838	2.58%	15.41%	106'778	1.29%
Zürich	CHD	80'914	2'637'212	42'963'407	17.84%	9.97%	391'359	4.73%
<b>Total KeyCities</b>		<b>396'196</b>	<b>10'434'038</b>	<b>164'882'030</b>	<b>70.60%</b>	<b>7.48%</b>	<b>1'604'582</b>	<b>19.39%</b>
<b>Total NonKeyCities</b>		<b>164'224</b>	<b>4'344'719</b>	<b>64'410'161</b>	<b>29.40%</b>	<b>22.91%</b>	<b>6'670'026</b>	<b>80.61%</b>
<b>Total 2015</b>		<b>560'420</b>	<b>14'778'757</b>	<b>229'292'191</b>	<b>100.00%</b>	<b>11.60%</b>	<b>8'274'608</b>	<b>100.00%</b>

\* Quelle/Source BFS/OFS 2015

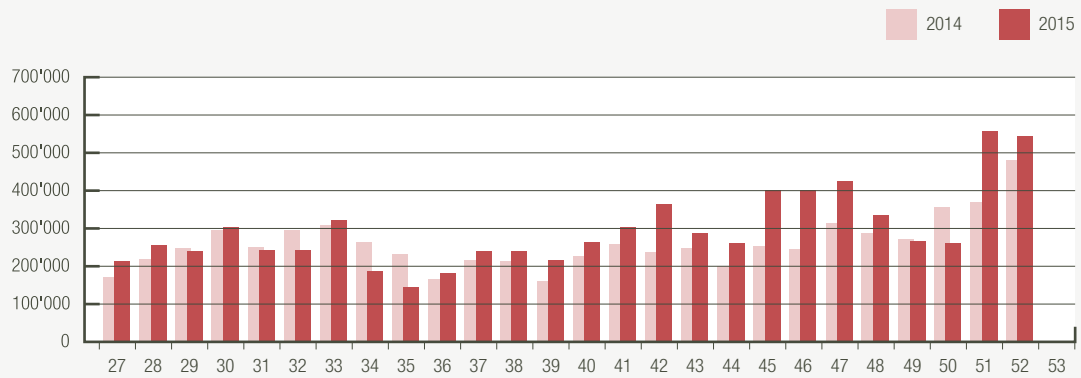


# WEEKLY ADMISSIONS 2014/2015

## Week 1-26



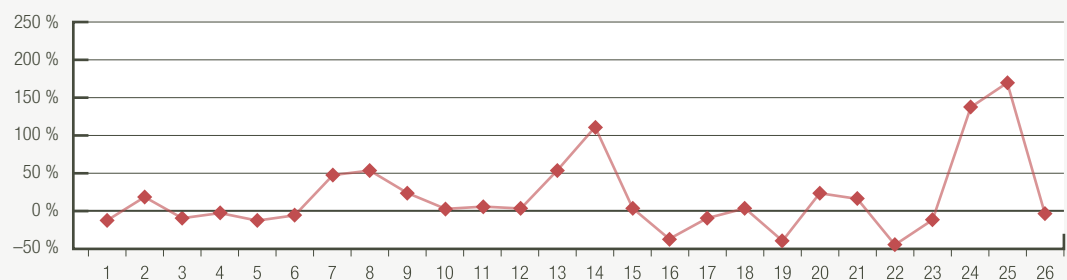
## Week 27-52



# WEEKLY ADMISSIONS BY PARTS 2015

	WEEK	GERMAN	FRENCH	ITALIAN	SWITZERLAND	% OF TOTAL ADM	CHANGE TO 14 IN % OF ADM
<b>Week 1–26</b>	1	273'389	119'073	16'971	409'433	2.77 %	-12.31 %
	2	234'419	82'536	8'528	325'483	2.20 %	18.40 %
	3	201'770	73'949	7'460	283'179	1.92 %	-9.84 %
	4	203'310	77'692	6'342	287'344	1.94 %	-2.24 %
	5	192'631	71'642	6'003	270'276	1.83 %	-12.15 %
	6	186'765	84'313	5'963	277'041	1.87 %	-5.44 %
	7	278'377	130'710	12'563	421'650	2.85 %	46.96 %
	8	233'129	130'835	9'550	373'514	2.53 %	53.84 %
	9	249'498	109'111	9'093	367'702	2.49 %	22.33 %
	10	171'327	66'080	6'172	243'579	1.65 %	2.70 %
	11	169'242	62'619	8'794	240'655	1.63 %	5.00 %
	12	209'153	83'779	9'472	302'404	2.05 %	2.97 %
	13	199'583	84'555	5'552	289'690	1.96 %	53.13 %
	14	360'756	159'043	15'723	535'522	3.62 %	110.18 %
	15	148'685	83'143	6'544	238'372	1.61 %	3.38 %
	16	142'675	75'650	4'915	223'240	1.51 %	-37.78 %
	17	169'002	76'388	8'369	253'759	1.72 %	-10.06 %
	18	198'390	83'157	8'402	289'949	1.96 %	2.93 %
	19	90'183	36'456	2'817	129'456	0.88 %	-39.30 %
	20	168'866	64'075	3'713	236'654	1.60 %	24.41 %
	21	165'511	62'539	4'703	232'753	1.57 %	16.98 %
	22	87'248	40'798	4'638	132'684	0.90 %	-45.73 %
	23	66'190	29'034	2'575	97'799	0.66 %	-11.90 %
	24	149'613	72'818	7'706	230'137	1.56 %	137.37 %
	25	158'413	75'850	4'139	238'402	1.61 %	168.31 %
	26	98'189	55'436	4'030	157'655	1.07 %	-4.15 %
	<b>Total</b>	<b>4'806'314</b>	<b>2'091'281</b>	<b>190'737</b>	<b>7'088'332</b>	<b>47.96 %</b>	<b>9.96 %</b>

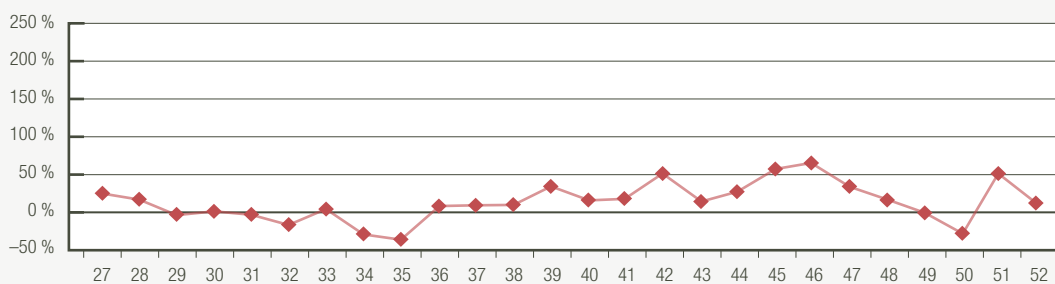
Weekly Admissions 2015 compared to 2014 in % (According Week 2014 = 100 %)





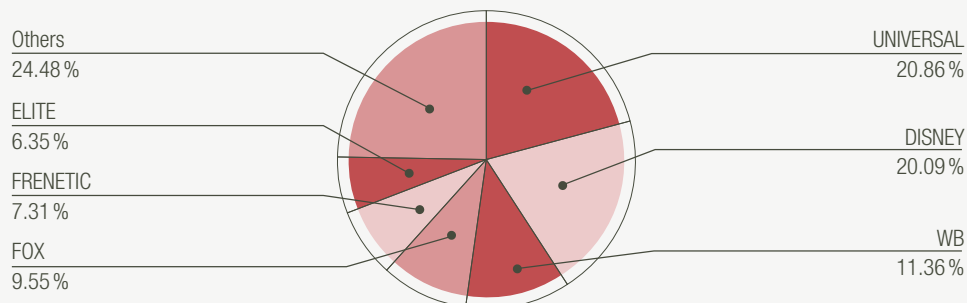
	WEEK	GERMAN	FRENCH	ITALIAN	SWITZERLAND	% OF TOTAL ADM	CHANGE TO 14 IN % OF ADM
<b>Week 27-52</b>	27	146'181	63'517	3'106	212'804	1.44%	25.17%
	28	159'036	94'572	3'121	256'729	1.74%	17.83%
	29	164'425	71'379	3'433	239'237	1.62%	-2.81%
	30	226'142	75'198	2'976	304'316	2.06%	2.94%
	31	167'441	72'602	2'030	242'073	1.64%	-3.37%
	32	169'459	70'025	1'821	241'305	1.63%	-17.25%
	33	210'243	105'640	4'543	320'426	2.17%	3.34%
	34	109'114	69'286	5'763	184'163	1.25%	-28.98%
	35	94'882	38'405	11'139	144'426	0.98%	-36.35%
	36	118'250	53'279	7'886	179'415	1.21%	8.76%
	37	171'630	56'694	7'367	235'691	1.59%	9.88%
	38	179'520	53'341	6'369	239'230	1.62%	10.36%
	39	144'433	64'805	6'567	215'805	1.46%	35.40%
	40	188'969	65'096	9'427	263'492	1.78%	16.00%
	41	205'478	92'767	7'578	305'823	2.07%	18.81%
	42	244'463	109'970	9'500	363'933	2.46%	51.09%
	43	178'149	98'039	8'390	284'578	1.93%	13.99%
	44	180'554	71'529	6'406	258'489	1.75%	27.00%
	45	315'280	70'828	10'617	396'725	2.68%	57.02%
	46	279'072	118'977	7'039	405'088	2.74%	65.02%
	47	298'574	119'055	8'117	425'746	2.88%	34.20%
	48	224'485	103'742	6'742	334'969	2.27%	16.46%
	49	182'308	79'160	7'484	268'952	1.82%	-1.51%
	50	188'096	67'201	5'004	260'301	1.76%	-27.71%
	51	379'726	169'131	10'872	559'729	3.79%	50.93%
	52	384'265	145'703	17'012	546'980	3.70%	12.30%
	<b>Total</b>	<b>5'310'175</b>	<b>2'199'941</b>	<b>180'309</b>	<b>7'690'425</b>	<b>52.04%</b>	<b>13.16%</b>
<b>Year</b>	<b>Total</b>	<b>10'116'489</b>	<b>4'291'222</b>	<b>371'046</b>	<b>14'778'757</b>	<b>100.00%</b>	<b>11.60%</b>

Weekly Admissions 2015 compared to 2014 in % (According Week 2014 = 100%)



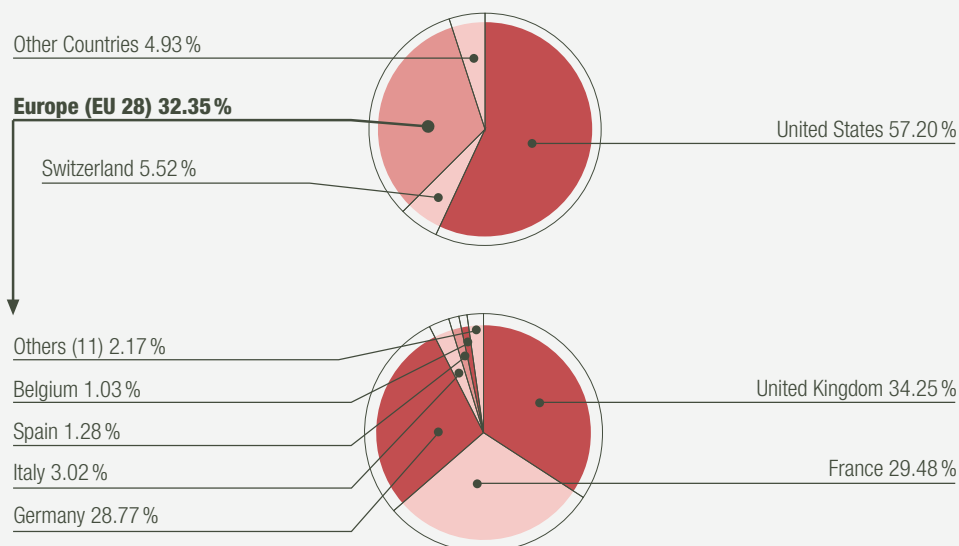
# DISTRIBUTOR'S MARKET SHARE BY ADMISSIONS 2015

RANK	DISTRIBUTOR	NEW RELEASE	RE RELEASE	TOTAL RELEASE	PROJECTIONS	ADMISSIONS	MARKET SHARE	3D ADMISSION	% OF 3D ADM
1	UNIVERSAL	27	68	95	99'587	3'083'179	20.86 %	861'461	27.94 %
2	DISNEY	19	44	63	81'546	2'968'551	20.09 %	888'723	29.94 %
3	WB	22	61	83	61'273	1'679'490	11.36 %	316'673	18.86 %
4	FOX	20	45	65	56'514	1'411'168	9.55 %	441'169	31.26 %
5	FRENETIC	31	112	143	39'240	1'080'401	7.31 %	0	0.00 %
6	ELITE	32	93	125	48'426	938'445	6.35 %	88'706	9.45 %
7	PATHE	39	95	134	37'625	904'316	6.12 %	61'620	6.81 %
8	IMPULS	13	16	29	29'229	731'843	4.95 %	209'511	28.63 %
9	FILMCOOPI	25	124	149	22'334	400'620	2.71 %	0	0.00 %
10	PRAESENS	26	63	89	18'961	363'957	2.46 %	1'398	0.38 %
11	JMH	14	29	43	13'389	300'837	2.04 %	0	0.00 %
12	LOOK NOW!	12	40	52	7'232	153'526	1.04 %	4'677	3.05 %
13	XENIX	16	61	77	7'394	100'741	0.68 %	0	0.00 %
14	TRIGON	18	77	95	5'620	96'238	0.65 %	0	0.00 %
15	DCM FILM	4	2	6	3'145	58'507	0.40 %	0	0.00 %
16	AGORA	13	25	38	3'932	58'334	0.39 %	0	0.00 %
17	MOVIEBIZ	9	5	14	2'933	38'974	0.26 %	1'638	4.20 %
18	CINEWORX	10	21	31	2'643	37'907	0.26 %	0	0.00 %
19	MORANDINI	11	14	25	1'713	37'175	0.25 %	0	0.00 %
20	SPOT ON	16	6	22	1'436	26'221	0.18 %	0	0.00 %
21	FIRST HAND FILMS	4	4	8	1'299	19'868	0.13 %	0	0.00 %
22	VINCA FILM	4	3	7	1'260	16'129	0.11 %	0	0.00 %
23	COLUMBUS	2	20	22	734	15'273	0.10 %	0	0.00 %
24	OUTSIDE THE BOX	5	3	8	907	14'924	0.10 %	0	0.00 %
25	DARK DIMENSIONS	12	1	13	540	12'232	0.08 %	0	0.00 %
26	Various (51)	50	273	323	11'508	229'901	1.56 %	312	0.14 %
<b>Total 2015</b>		<b>454</b>	<b>1'305</b>	<b>1'759</b>	<b>560'420</b>	<b>14'778'757</b>	<b>100.00 %</b>	<b>2'875'888</b>	<b>19.46 %</b>




# COUNTRY'S MARKET SHARE BY ADMISSIONS 2015

RANK	COUNTRY	NEW RELEASE	RE RELEASE	TOTAL RELEASE	PROJECTIONS	ADMISSIONS	MARKET SHARE	3D ADMISSION	% OF 3D ADM
1	United States	113	354	467	310'591	8'452'864	57.20 %	2'557'552	30.26 %
2	United Kingdom	21	79	100	46'828	1'637'491	11.08 %	56'096	3.43 %
3	France	94	212	306	70'673	1'409'506	9.54 %	67'413	4.78 %
4	Germany	37	100	137	44'609	1'375'533	9.31 %	1'638	0.12 %
5	<b>Switzerland</b>	<b>71</b>	<b>220</b>	<b>291</b>	<b>32'919</b>	<b>816'196</b>	<b>5.52 %</b>	<b>4'677</b>	<b>0.57 %</b>
6	Australia	4	5	9	7'377	159'895	1.08 %	107'836	67.44 %
7	Italy	10	67	77	6'799	144'535	0.98 %	0	0.00 %
8	New Zealand	1	4	5	3'237	98'548	0.67 %	69'133	70.15 %
9	Spain	9	19	28	3'997	61'264	0.41 %	0	0.00 %
10	Argentina	2	10	12	2'503	61'123	0.41 %	0	0.00 %
11	Iran	2	5	7	2'982	57'487	0.39 %	0	0.00 %
12	Belgium	3	13	16	2'283	49'116	0.33 %	0	0.00 %
13	Sweden	4	12	16	2'125	39'175	0.27 %	0	0.00 %
14	China	1	6	7	1'987	34'298	0.23 %	11'543	33.66 %
15	Canada	3	18	21	1'676	29'339	0.20 %	0	0.00 %
16	Japan	3	28	31	1'114	24'346	0.16 %	0	0.00 %
17	Cuba	1	3	4	779	20'993	0.14 %	0	0.00 %
18	Brazil	2	4	6	1'332	19'664	0.13 %	0	0.00 %
19	Austria	6	13	19	1'278	18'674	0.13 %	0	0.00 %
20	Russia	2	14	16	859	14'914	0.10 %	0	0.00 %
21	Iceland	1	2	3	707	14'578	0.10 %	0	0.00 %
22	Finland	2	15	17	1'476	14'408	0.10 %	0	0.00 %
23	Turkey	12	4	16	646	14'228	0.10 %	0	0.00 %
24	Israel	2	6	8	978	13'524	0.09 %	0	0.00 %
25	Ethiopia	2	0	2	659	10'745	0.07 %	0	0.00 %
26	Others (37)	46	92	138	10'006	186'313	1.26 %	0	0.00 %
<b>Total 2015</b>		<b>454</b>	<b>1'305</b>	<b>1'759</b>	<b>560'420</b>	<b>14'778'757</b>	<b>100.00 %</b>	<b>2'875'888</b>	<b>19.46 %</b>



# GENRE'S MARKET SHARE BY ADMISSIONS 2015

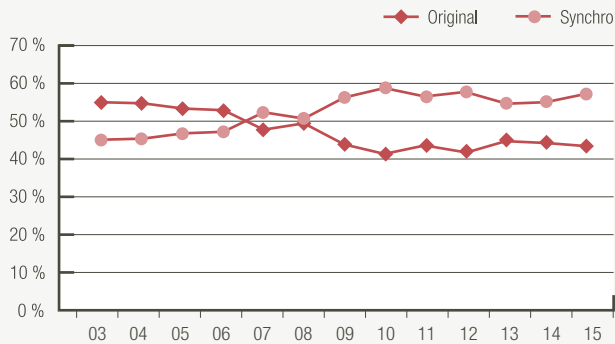
RANK	GENRE	NEW RELEASE	RE RELEASE	TOTAL RELEASE	PROJECTIONS	ADMISSIONS	MARKET SHARE	3D ADMISSION	% OF 3D ADM
1	Comedy	112	220	332	132'897	3'184'280	21.55 %	0	0.00 %
2	Action	27	36	63	86'752	3'137'112	21.23 %	471'962	15.04 %
3	Drama	132	562	694	111'359	2'659'189	17.99 %	335'241	12.61 %
4	Animation	23	69	92	77'121	1'955'477	13.23 %	950'092	48.59 %
5	Sci-Fi	5	17	22	17'926	715'971	4.84 %	468'751	65.47 %
6	Family	13	22	35	22'787	628'554	4.25 %	11'543	1.84 %
7	Fantasy	5	3	8	19'782	607'139	4.11 %	438'280	72.19 %
8	Thriller	18	46	64	22'333	523'842	3.54 %	0	0.00 %
9	Documentary	74	208	282	23'914	412'342	2.79 %	5'547	1.35 %
10	Adventure	10	24	34	15'037	340'913	2.31 %	147'157	43.17 %
11	Romantic	5	12	17	10'469	232'193	1.57 %	0	0.00 %
12	Biographical	7	10	17	6'281	125'385	0.85 %	0	0.00 %
13	Horror	8	13	21	6'265	123'609	0.84 %	47'315	38.28 %
14	Crime	6	20	26	4'478	82'277	0.56 %	0	0.00 %
15	Romantic Comedy	4	17	21	1'802	28'344	0.19 %	0	0.00 %
16	Black Humor	3	5	8	722	8'668	0.06 %	0	0.00 %
17	Gay and Lesbian	0	1	1	68	6'849	0.05 %	0	0.00 %
18	Sport	1	0	1	192	3'553	0.02 %	0	0.00 %
19	Road Movie	1	2	3	175	1'303	0.01 %	0	0.00 %
20	Musical	0	10	10	26	729	0.00 %	0	0.00 %
21	Western	0	3	3	10	609	0.00 %	0	0.00 %
22	Erotic	0	2	2	4	158	0.00 %	0	0.00 %
23	Martial Arts	0	1	1	4	115	0.00 %	0	0.00 %
24	Comic Book	0	1	1	14	100	0.00 %	0	0.00 %
25	War	0	1	1	2	46	0.00 %	0	0.00 %
<b>Total 2015</b>		<b>454</b>	<b>1'305</b>	<b>1'759</b>	<b>560'420</b>	<b>14'778'757</b>	<b>100.00 %</b>	<b>2'875'888</b>	<b>19.46 %</b>



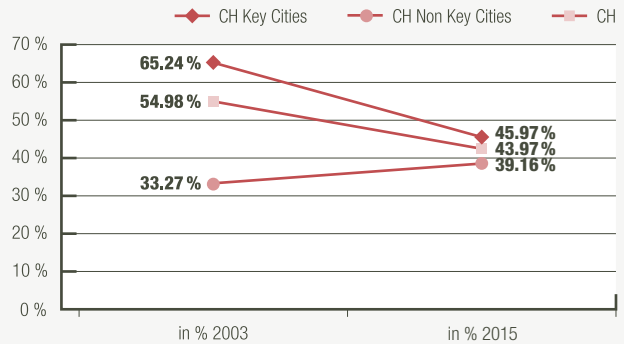
# ORIGINAL-SYNCHRO-VERSIONS 2003–2015

	YEAR	TOTAL ADMISSIONS	OV ADMISSIONS	OV ADMISSIONS %	SYNCHRO ADMISSIONS	SYNCHRO ADMISSIONS %
<b>Comparison Original-Synchro-Versions 2003–2015</b>	2003	16'962'996	9'325'815	54.98 %	7'637'181	45.02 %
	2004	17'705'825	9'690'283	54.73 %	8'015'542	45.27 %
	2005	15'427'404	8'228'336	53.34 %	7'199'068	46.66 %
	2006	16'850'244	8'901'028	52.82 %	7'949'216	47.18 %
	2007	14'187'699	6'772'579	47.74 %	7'415'120	52.26 %
	2008	14'721'041	7'268'888	49.38 %	7'452'153	50.62 %
	2009	15'679'963	6'864'343	43.78 %	8'815'620	56.22 %
	2010	15'126'425	6'240'047	41.25 %	8'886'378	58.75 %
	2011	15'256'189	6'632'556	43.47 %	8'623'633	56.53 %
	2012	15'888'585	6'672'307	41.99 %	9'216'278	58.01 %
	2013	14'058'405	6'382'038	45.40 %	7'676'367	54.60 %
	2014	13'242'575	5'927'008	44.76 %	7'315'567	55.24 %
	<b>2015</b>	<b>14'778'757</b>	<b>6'497'968</b>	<b>43.97 %</b>	<b>8'280'789</b>	<b>56.03 %</b>

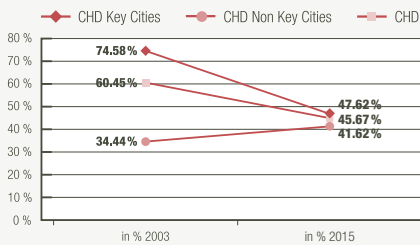
Original-Synchro-Version in % 2003–2015



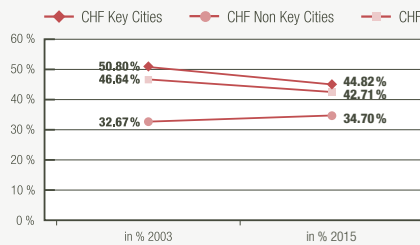
Switzerland Original-Version



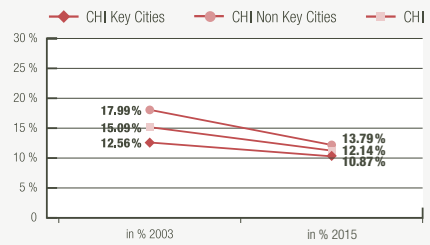
German Part Original-Version



French Part Original-Version

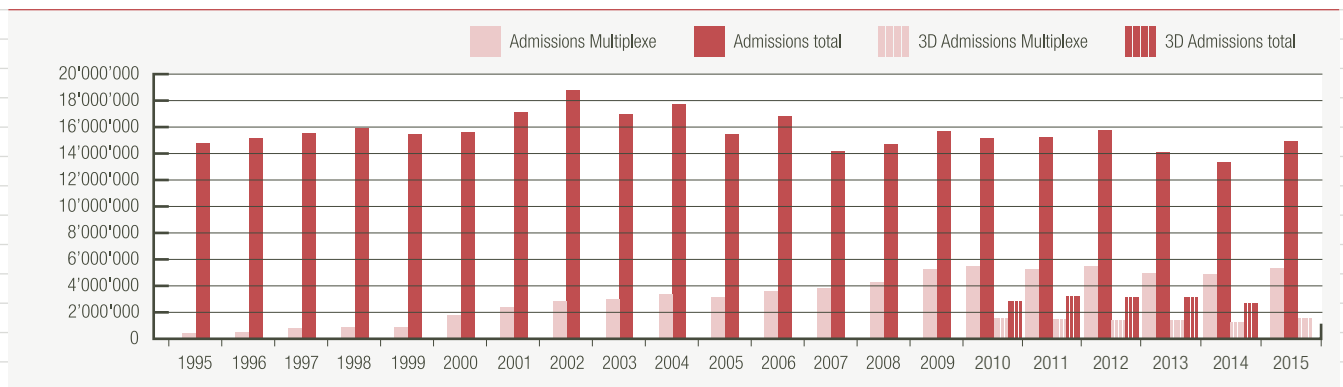


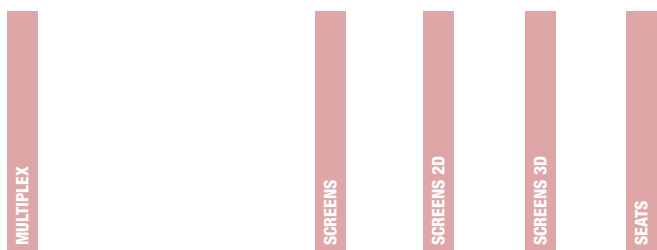
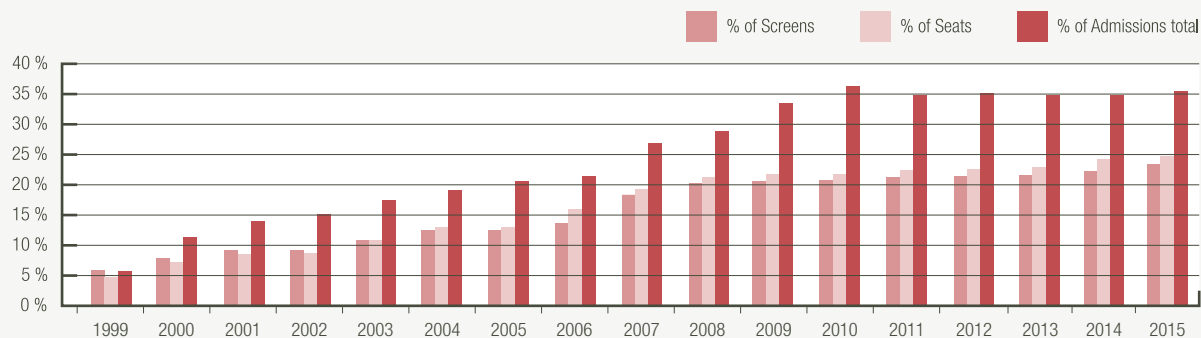
Italian Part Original-Version



# MULTIPLEXE'S MARKET SHARE 1995-2015

YEAR	THEATERS	SCREENS	SEATS	ADMISSIONS	% OF TOTAL ADMISSIONS	CHANGE TO PREVIOUS YEAR %	3D ADMISSION	% OF 3D ADM	3D CHANGE TO PREVIOUS YEAR %
1995	1	10	1'505	416'368	2.81 %				
1996	1	10	1'505	452'192	2.99 %	8.60 %			
1997	2	18	2'583	792'899	5.10 %	75.35 %			
1998	2	18	2'583	839'652	5.28 %	5.90 %			
1999	3	28	4'886	886'129	5.74 %	5.54 %			
2000	4	39	7'703	1'765'845	11.33 %	99.28 %			
2001	5	47	9'258	2'395'099	13.98 %	35.63 %			
2002	5	47	9'258	2'863'172	15.22 %	19.54 %			
2003	6	57	11'941	2'965'431	17.48 %	3.57 %			
2004	7	67	14'250	3'374'705	19.06 %	13.80 %			
2005	7	67	14'250	3'169'631	20.55 %	-6.08 %			
2006	8	75	17'620	3'599'845	21.36 %	13.57 %			
2007	11	102	21'450	3'808'216	26.84 %	5.79 %			
2008	12	115	24'068	4'252'648	28.89 %	11.67 %			
2009	12	116	24'216	5'254'622	33.51 %	23.56 %			
2010	12	116	24'083	5'484'236	36.26 %	4.37 %	1'527'380	27.85 %	
2011	12	117	23'996	5'294'739	34.71 %	-3.46 %	1'455'304	27.49 %	-4.72 %
2012	12	117	23'996	5'573'628	35.08 %	5.27 %	1'454'278	26.09 %	-0.07 %
2013	12	117	23'932	4'919'242	34.99 %	-11.74 %	1'369'468	27.84 %	-5.83 %
2014	13	125	25'185	4'636'179	35.01 %	-5.75 %	1'310'984	28.28 %	-4.27 %
<b>2015</b>	<b>13</b>	<b>134</b>	<b>25'669</b>	<b>5'246'080</b>	<b>35.50 %</b>	<b>13.16 %</b>	<b>1'287'719</b>	<b>24.55 %</b>	<b>-1.77 %</b>





	SCREENS	SCREENS 2D	SCREENS 3D	SEATS
Basel, Pathé Küchlin	8	2	6	2'117
Bern, Pathé Westside	11	2	9	2'432
Fribourg, Arena	10	6	4	1'872
Genève, Arena	9	0	9	1'528
Genève, Pathé Balexert	13	4	9	2'773
Lausanne, Galeries	8	5	3	1'074
Luzern, Maxx (Emmen)	8	3	5	2'182
Schaffhausen, Kinopolis	8	5	3	1'555
St. Gallen (Abtwil), cinedome	8	3	5	1'865
Winterthur, KIWI	11	7	4	1'220
Zürich (Dietlikon), Pathé	10	2	8	2'235
Zürich, abaton	12	6	6	2'290
Zürich, Arena	18	9	9	2'526
<b>Total</b>	<b>134</b>	<b>54</b>	<b>80</b>	<b>25'669</b>



# TOP 30 FILMS BY ADMISSIONS 2015

D = digital (DCI)  
3D = digital 3D (DCI)

RANK	PROJECTIONS	ADMISSIONS	% OF TOTAL ADM.	3D ADMISSIONS	3D IN %
Total Rank 1-10	110'820	4'741'755	32.08 %	1'133'647	23.91 %
Total Rank 11-20	57'785	1'908'755	12.92 %	461'375	24.17 %
Total Rank 21-30	38'905	1'253'918	8.48 %	421'301	33.60 %
Total Rank 31-1'759	352'910	6'874'329	46.51 %	859'565	12.50 %
<b>Total 2015</b>	<b>560'420</b>	<b>14'778'757</b>	<b>100.00 %</b>	<b>2'875'888</b>	<b>19.46 %</b>

RANK	TITLE	DIGITAL 2K/3D	DISTRIBUTOR	MAIN COUNTRY	GENRE	TOTAL SCREENS	3D SCREENS	PROJECTIONS	TOTAL ADMISSIONS	3D ADMISSIONS	3D IN % OF TOTAL ADM.
<b>2015</b>	<b>1</b>	<b>D</b>	<b>DISNEY</b>	<b>UK</b>	<b>Action</b>	<b>260</b>	<b>0</b>	<b>15'072</b>	<b>968'684</b>	<b>0</b>	<b>0.00 %</b>
	2	3D	UNIVERSAL	USA	Animation	211	121	20'353	638'417	355'821	55.73 %
	3	D	UNIVERSAL	USA	Action	126	0	8'651	498'840	0	0.00 %
	4	3D	DISNEY	USA	Sci-Fi	278	174	6'204	476'523	332'133	69.70 %
	5	D	WB	D	Comedy	52	0	8'820	422'786	0	0.00 %
	6	D	UNIVERSAL	USA	Drama	139	0	7'471	402'045	0	0.00 %
	7	3D	UNIVERSAL	USA	Fantasy	176	109	11'051	360'842	256'739	71.15 %
	8	<b>D</b>	<b>FRENETIC</b>	<b>CH</b>	<b>Family</b>	<b>103</b>	<b>0</b>	<b>8'341</b>	<b>351'683</b>	<b>0</b>	<b>0.00 %</b>
	9	3D	IMPULS	USA	Action	207	106	8'021	329'356	188'954	57.37 %
	10	D	PATHE	D	Comedy	106	0	7'115	292'579	0	0.00 %
	11	3D	DISNEY	USA	Animation	203	113	9'721	265'383	130'716	49.26 %
	12	3D	DISNEY	USA	Fantasy	121	4	7'114	225'824	168'920	74.80 %
	13	3D	FOX	USA	Drama	120	94	5'755	223'573	161'739	72.34 %
	14	D	DISNEY	D	Drama	131	0	3'300	203'890	0	0.00 %
	15	D	WB	USA	Action	56	0	4'755	196'199	0	0.00 %
	16	D	UNIVERSAL	USA	Action	131	0	7'247	194'138	0	0.00 %
	17	D	IMPULS	UK	Animation	87	0	6'263	160'944	0	0.00 %
	18	D	ELITE	USA	Thriller	73	0	4'906	157'610	0	0.00 %
	19	D	PRAESENS	FR	Comedy	78	0	5'431	141'424	0	0.00 %
	20	D	JMH	FR	Action	64	0	3'574	139'770	0	0.00 %
	21	D	FOX	USA	Thriller	92	0	4'431	139'100	0	0.00 %
	22	3D	UNIVERSAL	USA	Drama	109	73	5'009	138'231	96'604	69.89 %
	23	3D	WB	AUS	Action	110	91	6'071	137'480	103'775	75.48 %
	24	D	DISNEY	USA	Adventure	75	0	5'123	135'785	0	0.00 %
	25	D	FRENETIC	USA	Drama	56	0	4'544	135'392	0	0.00 %
	26	3D	ELITE	USA	Sci-Fi	152	120	4'832	118'241	88'706	75.02 %
	27	3D	FOX	USA	Animation	145	116	5'199	117'462	73'560	62.62 %
	28	D	UNIVERSAL	USA	Comedy	110	0	4'988	113'170	0	0.00 %
	29	D	FRENETIC	FR	Comedy	77	0	3'819	110'646	0	0.00 %
	30	3D	DISNEY	USA	Animation	58	29	4'329	108'411	58'656	54.11 %






# TOP 30 SWISS FILMS+ BY ADMISSIONS 2015

D = digital (DCI)  
3D = digital 3D (DCI)

RANK	PROJECTIONS	ADMISSIONS	% OF TOTAL ADM	3D ADMISSIONS	3D IN %
Total Rank 1-10	17'504	586'571	71.87%	4'677	0.80%
Total Rank 11-20	5'144	82'347	10.09%	0	0.00%
Total Rank 21-30	2'932	43'095	5.28%	0	0.00%
Total Rank 31-291	7'339	104'183	12.76%	0	0.00%
<b>Total 2015</b>	<b>32'919</b>	<b>816'196</b>	<b>100.00%</b>	<b>4'677</b>	<b>0.57%</b>

RANK	TITLE	DIGITAL 2K/3D	DISTRIBUTOR	MAIN COUNTRY	GENRE	TOTAL SCREENS	3D SCREENS	PROJECTIONS	TOTAL ADMISSIONS	3D ADMISSIONS	3D IN % OF TOTAL ADMISSIONS
<b>2015</b>	1	D	FRENETIC	CH	Family	103		8'341	351'683		0.00%
	2	D	FRENETIC	CH	Drama	43		2'585	81'409		0.00%
	3	D	LOOK NOW!	CH	Documentary	23		2'143	57'636		0.00%
	4	D	DCM FILM	CH	Documentary	26		1'074	21'794		0.00%
	5	D	MOVIEBIZ	CH	Documentary	31		858	14'266		0.00%
	6	D	FILMCOOPI	CH	Documentary	11		424	13'228		0.00%
	7	D	LOOK NOW!	CH	Thriller	12		516	12'294		0.00%
	8	3D	LOOK NOW!	CH	Documentary	10	5	402	11'996	4'677	38.99%
	9	D	FILMCOOPI	CH	Documentary	16		652	11'853		0.00%
	10	D	SPOT ON	CH	Documentary	9		509	10'412		0.00%
	11	D	FILMCOOPI	CH	Drama	18		583	9'645		0.00%
	12	D	FRENETIC	CH	Documentary	20		507	9'482		0.00%
	13	D	ELITE	CH	Drama	47		898	9'195		0.00%
	14	D	FRENETIC	CH	Comedy	18		617	8'699		0.00%
	15	D	MATHIER	CH	Documentary	12		320	8'596		0.00%
	16	D	FRENETIC	CH	Documentary	29		648	8'279		0.00%
	17	D	OUTSIDE THE BOX	CH	Drama	7		332	8'112		0.00%
	18	D	FILMCOOPI	CH	Documentary	18		497	7'764		0.00%
	19	D	FILMCOOPI	CH	Comedy	25		448	6'366		0.00%
	20	D	MORANDINI	CH	Comedy	4		294	6'209		0.00%
	21	D	VEGA	CH	Drama	10		475	6'120		0.00%
	22	D	LOOK NOW!	CH	Drama	6		290	5'182		0.00%
	23	D	VINCA FILM	CH	Drama	33		550	5'007		0.00%
	24	D	MOVIEBIZ	CH	Documentary	20		421	4'903		0.00%
	25	D	FILMBRINGER	CH	Documentary	5		97	4'252		0.00%
	26	D	FILMCOOPI	CH	Drama	7		282	4'030		0.00%
	27	D	FILMCOOPI	CH	Comedy	12		239	3'605		0.00%
	28	D	PRODUCER	CH	Animation	3		131	3'568		0.00%
	29	D	VINCA FILM	CH	Drama	12		250	3'232		0.00%
	30	D	VINCA FILM	CH	Documentary	11		197	3'196		0.00%

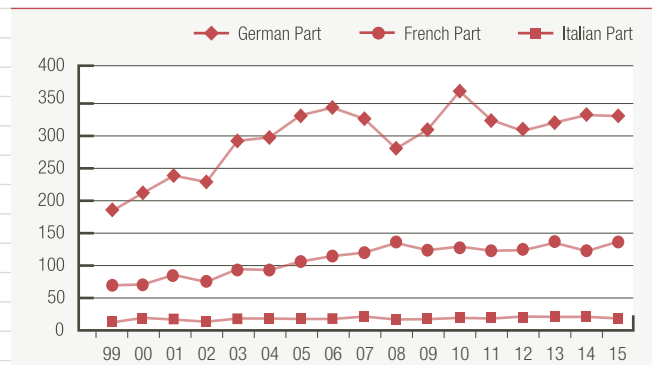


# SWISS FILM'S MARKET SHARE 1999-2015

Total Number of Screens Switzerland	1999	2000	2001	2002	2003	2004	2005	2006	2007	2008	2009	2010	2011	2012	2013	2014	2015
<b>Total Screens</b>	471	499	508	511	528	540	539	550	556	568	562	558	550	545	541	563	577
Number of Screens showing at least 1 Swissfilm per Year	1999	2000	2001	2002	2003	2004	2005	2006	2007	2008	2009	2010	2011	2012	2013	2014	2015
German Part	182	208	234	224	286	291	324	337	320	274	304	362	318	302	320	340	337
French Part	68	69	83	74	91	91	104	112	118	133	121	125	120	124	139	123	140
Italian Part	13	18	17	13	17	17	18	18	21	16	17	20	19	22	23	23	20
<b>Total Switzerland</b>	<b>263</b>	<b>295</b>	<b>334</b>	<b>311</b>	<b>394</b>	<b>399</b>	<b>446</b>	<b>467</b>	<b>459</b>	<b>423</b>	<b>442</b>	<b>507</b>	<b>457</b>	<b>448</b>	<b>482</b>	<b>486</b>	<b>497</b>
<b>% of total Screens</b>	<b>55.84</b>	<b>59.12</b>	<b>65.75</b>	<b>60.86</b>	<b>74.62</b>	<b>73.89</b>	<b>82.75</b>	<b>84.91</b>	<b>82.55</b>	<b>74.47</b>	<b>78.65</b>	<b>90.86</b>	<b>83.09</b>	<b>82.20</b>	<b>89.09</b>	<b>86.32</b>	<b>86.14</b>

## Number of Swiss Films per Year

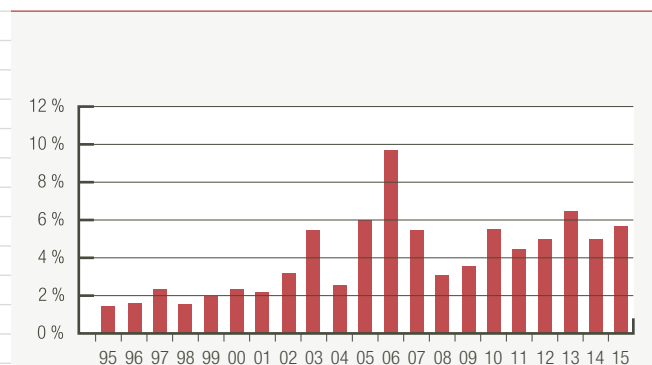
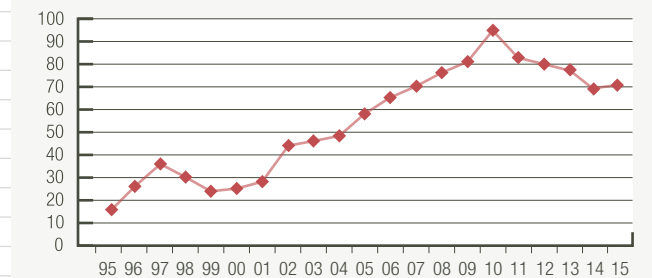
Year	Total Swiss Films	Total Swiss Films New Release	Total Swiss Films Re Release
1995	111	16	95
1996	127	26	101
1997	144	36	108
1998	144	30	105
1999	129	24	111
2000	136	25	105
2001	133	28	142
2002	186	44	130
2003	176	46	132
2004	180	48	120
2005	178	58	126
2006	191	65	114
2007	186	70	116
2008	216	76	140
2009	232	81	151
2010	250	95	155
2011	259	83	176
2012	280	80	200
2013	255	77	178
2014	296	69	227
2015	291	71	220



New released Swiss films

## Total Admissions and Marketshare of Swiss Films per Year

Year	Total Admissions Swiss Films	Market Share Swiss Films in %
1995	209'259	1.41 %
1996	249'759	1.65 %
1997	367'911	2.37 %
1998	246'462	1.55 %
1999	312'130	2.02 %
2000	373'893	2.40 %
2001	381'644	2.23 %
2002	600'349	3.19 %
2003	921'572	5.43 %
2004	458'406	2.59 %
2005	915'155	5.96 %
2006	1'621'768	9.62 %
2007	762'929	5.38 %
2008	457'837	3.11 %
2009	551'003	3.51 %
2010	826'590	5.46 %
2011	677'580	4.44 %
2012	796'410	5.01 %
2013	897'210	6.38 %
2014	674'553	5.09 %
2015	816'196	5.52 %



# SWISSFILMS MARKETSHARE BY PART, RATE, SCREENS 2015

		CH-FILMS	% OF FILMS	ADMISSIONS	% OF ADMISSIONS	CHANGE TO 2014
<b>by Parts 2015</b>	German Part	248	85.22%	734'436	89.98%	31.20%
	French Part	107	36.77%	69'168	8.47%	-29.46%
	Italian Part	40	13.75%	12'592	1.54%	-24.69%
	<b>Switzerland</b>	<b>291</b>	<b>100.00%</b>	<b>816'196</b>	<b>100.00%</b>	<b>21.00%</b>
<b>by Rate 2015</b> <b>KeyCities, Non KeyCities</b>	*KeyCities	199	68.38%	422'152	51.72%	3.95%
	Non KeyCities	220	75.60%	394'044	48.28%	46.79%
	<b>Switzerland</b>	<b>291</b>	<b>100.00%</b>	<b>816'196</b>	<b>100.00%</b>	<b>21.00%</b>

\*KeyCities: Aarau, Aigle, Baden, Basel, Bern, Biel, Fribourg, Genève, La Chaux-de-Fonds, Lausanne, Lugano, Luzern, Neuchâtel, St. Gallen, Vevey / Montreux, Winterthur, Zürich

<b>by Screen 2015</b>					
1 Screen	291	100.00%	327'774	40.16%	26.91%
2 Screens	78	26.80%	134'884	16.53%	8.89%
3 Screens	108	37.11%	79'186	9.70%	-11.59%
4 Screens	76	26.12%	95'491	11.70%	10.27%
5 Screens	55	18.90%	50'841	6.23%	261.06%
6 Screens	9	3.09%	25'391	3.11%	92.56%
7 Screens	17	5.84%	4'442	0.54%	-32.17%
8 Screens	17	5.84%	24'179	2.96%	9.59%
9 Screens	1	0.00%	20	0.00%	0.00%
10 Screens	6	2.06%	8'980	1.10%	-25.79%
11 Screens	17	5.84%	21'234	2.60%	25.25%
12 Screens	1	0.34%	4'071	0.50%	54.32%
13 Screens	4	1.37%	2'665	0.33%	419.49%
18 Screens	4	1.37%	11'467	1.40%	100.00%
OpenAirs	41	14.09%	25'571	3.13%	-9.22%
<b>Switzerland</b>	<b>291</b>	<b>100.00%</b>	<b>816'196</b>	<b>100.00%</b>	<b>21.00%</b>

<b>by ScreenType 2015</b>					
*8 Screens plus	50	17.18%	72'616	8.90%	33.81%
1-7 Screens	291	100.00%	718'009	87.97%	21.26%
OpenAirs	41	14.09%	25'571	3.13%	-9.22%
<b>Switzerland</b>	<b>291</b>	<b>100.00%</b>	<b>816'196</b>	<b>100.00%</b>	<b>21.00%</b>

\* Cinedome Abtwil, Pathé Küchlin Basel, Pathé Westside Bern, Pathé Dietlikon, Maxx Emmen, Arena Fribourg, Arena Genève, Pathé Genève, Galleries Lausanne, Kinopolis Schaffhausen, Kiwi Winterthur, Abaton Zürich, Arena Zürich

<b>YEAR</b>	<b>GERMAN</b>		<b>FRENCH</b>		<b>ITALIAN</b>		<b>SWITZERLAND</b>	
	ADMISSIONS	% OF TOTAL	ADMISSIONS	% OF TOTAL	ADMISSIONS	% OF TOTAL	ADMISSIONS	% OF TOTAL
<b>2015</b>	<b>734'436</b>	<b>89.98%</b>	<b>69'168</b>	<b>8.47%</b>	<b>12'592</b>	<b>1.54%</b>	<b>816'196</b>	<b>5.52%</b>
2014	559'772	82.98%	98'061	14.54%	16'720	2.48%	674'553	5.09%
2013	736'307	82.14%	141'900	15.83%	18'165	2.03%	896'372	6.38%
2012	595'663	75.02%	190'454	23.99%	7'847	0.99%	793'964	5.00%
2011	529'363	78.13%	131'238	19.37%	16'979	2.51%	677'580	4.44%
2010	696'383	84.29%	120'570	14.59%	9'228	1.12%	826'181	5.36%
<b>Avg. in 6 Years</b>	<b>641'987</b>	<b>82.22%</b>	<b>125'232</b>	<b>16.04%</b>	<b>13'589</b>	<b>1.74%</b>	<b>780'808</b>	<b>5.28%</b>

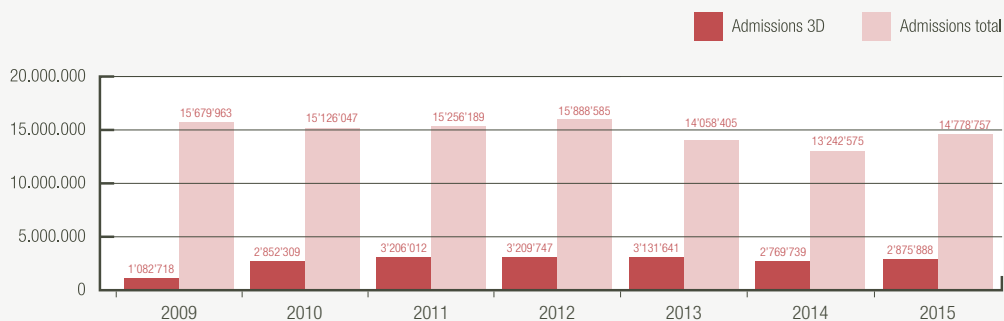
# DIGITAL 3D FILMS 2015

RANK	ADMISSIONS	% OF TOTAL ADM	3D ADMISSIONS	3D IN %
Total Rank 1-10	2'913'870	65.08 %	1'884'107	64.66 %
Total Rank 11-20	880'616	19.67 %	622'581	70.70 %
Total Rank 21-30	495'895	11.08 %	290'879	58.66 %
Total Rank 31-50	187'169	4.18 %	78'321	41.85 %
<b>Total 2015 (3D-Films)</b>	<b>4'477'550</b>	<b>100.00 %</b>	<b>2'875'888</b>	<b>64.23 %</b>


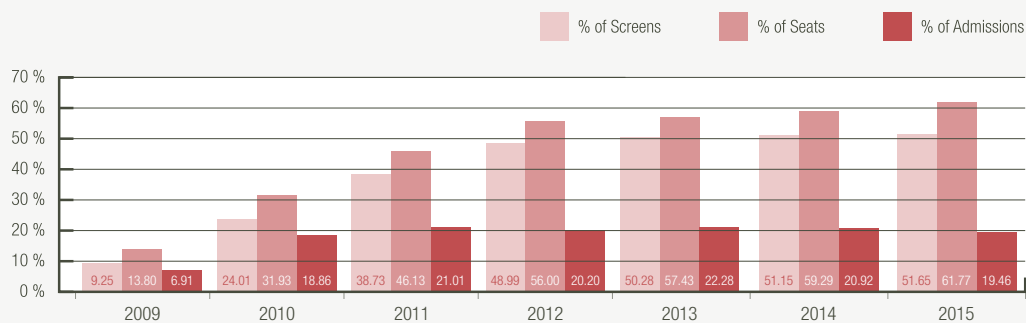
RANK	TITLE	DISTRIBUTOR	MAIN COUNTRY	GENRE	TOTAL SCREENS	3D SCREENS	TOTAL ADMISSIONS	2D IN % OF TOTAL ADM	3D ADMISSIONS	3D IN % OF TOTAL ADM
1	MINIONS (3D)	UNIVERSAL	USA	Animation	211	121	638'417	44.27 %	355'821	55.73 %
2	STAR WARS: THE FORCE AWAKENS (3D)	DISNEY	USA	Sci-Fi	278	174	476'523	30.30 %	332'133	69.70 %
3	JURASSIC WORLD (3D)	UNIVERSAL	USA	Fantasy	176	109	360'842	28.85 %	256'739	71.15 %
4	HUNGER GAMES, THE – MOCKINGJAY PART 2 (3D)	IMPULS	USA	Action	207	106	329'356	42.63 %	188'954	57.37 %
5	AVENGERS – AGE OF ULTRON (3D)	DISNEY	USA	Fantasy	285	127	225'824	25.20 %	168'920	74.80 %
6	MARTIAN, THE (3D)	FOX	USA	Drama	120	94	223'573	27.66 %	161'739	72.34 %
7	INSIDE OUT (3D)	DISNEY	USA	Animation	203	113	265'383	50.74 %	130'716	49.26 %
8	MAD MAX: FURY ROAD (3D)	WB	AUS	Action	110	91	137'480	24.52 %	103'775	75.48 %
9	EVEREST (3D)	UNIVERSAL	USA	Drama	109	73	138'231	30.11 %	96'604	69.89 %
10	DIVERGENT SERIES, THE: INSURGENT (3D)	ELITE	USA	Sci-Fi	152	120	118'241	24.98 %	88'706	75.02 %
11	MAZE RUNNER: THE SCORCH TRIALS (3D)	FOX	USA	Action	100	86	106'378	28.62 %	75'930	71.38 %
12	HOME (3D)	FOX	USA	Animation	145	116	117'462	37.38 %	73'560	62.62 %
13	HOBBIT, THE: THE BATTLE OF THE FIVE ARMIES (3D)	WB	NZ	Adventure	195	164	93'115	25.95 %	68'950	74.05 %
14	SAN ANDREAS (3D)	WB	USA	Adventure	108	92	82'544	17.04 %	68'481	82.96 %
15	BIG HERO 6 (3D)	DISNEY	USA	Animation	144	94	91'279	33.15 %	61'017	66.85 %
16	HOTEL TRANSYLVANIA 2 (3D)	DISNEY	USA	Animation	58	29	108'411	45.89 %	58'656	54.11 %
17	SPONGEBOB MOVIE, THE: SPONGE OUT OF ... (3D)	UNIVERSAL	USA	Animation	101	66	79'561	27.75 %	57'486	72.25 %
18	EXODUS: GODS AND KINGS (3D)	FOX	UK	Drama	114	110	71'665	22.94 %	55'226	77.06 %
19	JUPITER ASCENDING (3D)	WB	USA	Action	98	94	61'732	15.31 %	52'282	84.69 %
20	TERMINATOR: GENISYS (3D)	UNIVERSAL	USA	Action	141	98	68'469	25.52 %	50'993	74.48 %
21	ANT-MAN (3D)	DISNEY	USA	Sci-Fi	119	79	62'070	22.81 %	47'912	77.19 %
22	PENGUINS OF MADAGASCAR (3D)	FOX	USA	Animation	151	147	69'713	36.41 %	44'328	63.59 %
23	GOOD DINOSAUR, THE (3D)	DISNEY	USA	Animation	161	85	92'549	60.83 %	36'254	39.17 %
24	PARANORMAL ACTIVITY: THE GHOST ... (3D)	UNIVERSAL	USA	Horror	34	32	38'666	11.43 %	34'245	88.57 %
25	ASTERIX: LE DOMAINE DES DIEUX (3D)	PATHE	FR	Animation	128	33	47'558	30.15 %	33'217	69.85 %
26	PIXELS (3D)	DISNEY	USA	Animation	96	63	44'454	27.84 %	32'079	72.16 %
27	PEANUTS MOVIE, THE (3D)	FOX	USA	Animation	122	62	36'839	53.07 %	17'288	46.93 %
28	LITTLE PRINCE, THE (3D)	IMPULS	FR	Animation	99	32	53'943	69.42 %	16'496	30.58 %
29	POURQUOI J'AI PAS MANGE MON PERE (3D)	PATHE	FR	Animation	42	19	34'173	53.21 %	15'990	46.79 %
30	POLTERGEIST (3D)	FOX	USA	Horror	60	48	15'930	17.95 %	13'070	82.05 %

YEAR	3D NEWRELS	3D-THEATERS	3D-SCREENS	3D-SEATS	3D-ADMISSIONS	% OF TOTAL ADM.
<b>3D Films in Theaters</b>						
2009	12	40	52	15'360	1'082'718	6.91 %
2010	25	90	134	35'447	2'852'309	18.86 %
2011	40	120	213	49'355	3'206'012	21.01 %
2012	39	157	267	59'460	3'209'747	20.20 %
2013	39	159	272	59'809	3'131'641	22.28 %
2014	45	162	288	62'283	2'769'739	20.92 %
2015	36	166	298	64'637	2'875'888	19.46 %

### Admissions 3D 2015



### 3D Theaters/Screens/Seats 2015



# TOP 20 FILMS BY REGIONS 2015

D = digital (DCI) / 3D = digital 3D (DCI)


		DIGITAL 2K/3D	DISTRIBUTOR	GENRE	TOTAL ADMISSIONS	3D ADMISSIONS	
<b>German Part</b>	1	<b>SPECTRE – 007</b>	D	DISNEY	Action	740'051	
	2	<b>MINIONS (3D)</b>	3D	UNIVERSAL	Animation	423'609	257'356
	3	<b>HONIG IM KOPF</b>	D	WB	Comedy	422'219	
	4	<b>FAST &amp; FURIOUS 7</b>	D	UNIVERSAL	Action	358'576	
	5	<b>SHELLEN-URSLI</b>	D	FRENETIC	Family	343'979	
	6	<b>STAR WARS: THE FORCE AWAKENS (3D)</b>	3D	DISNEY	Sci-Fi	304'233	224'517
	7	<b>FACK JU GÖHTE 2</b>	D	PATHE	Comedy	292'166	
	8	<b>FIFTY SHADES OF GREY</b>	D	UNIVERSAL	Drama	268'504	
	9	<b>HUNGER GAMES, THE – MOCKINGJAY PART 2 (3D)</b>	3D	IMPULS	Action	244'908	153'041
	10	<b>JURASSIC WORLD (3D)</b>	3D	UNIVERSAL	Fantasy	230'577	174'802
	11	<b>HEIDI</b>	D	DISNEY	Drama	202'748	
	12	<b>INSIDE OUT (3D)</b>	3D	DISNEY	Animation	149'510	95'749
	13	<b>AVENGERS – AGE OF ULTRON (3D)</b>	3D	DISNEY	Fantasy	147'605	118'169
	14	<b>MARTIAN, THE (3D)</b>	3D	FOX	Drama	132'832	111'808
	15	<b>MISSION: IMPOSSIBLE – ROGUE NATION</b>	D	UNIVERSAL	Action	124'943	
	16	<b>SHAUN THE SHEEP MOVIE</b>	D	IMPULS	Animation	122'250	
	17	<b>AMERICAN SNIPER</b>	D	WB	Action	111'727	
	18	<b>IMITATION GAME, THE</b>	D	ELITE	Thriller	105'595	
	19	<b>SAMBA</b>	D	FRENETIC	Comedy	105'434	
	20	<b>KINGSMAN: THE SECRET SERVICE</b>	D	FOX	Thriller	95'670	
<b>French Part</b>	1	<b>SPECTRE – 007</b>	D	DISNEY	Action	212'086	
	2	<b>MINIONS (3D)</b>	3D	UNIVERSAL	Animation	193'015	92'818
	3	<b>STAR WARS: THE FORCE AWAKENS (3D)</b>	3D	DISNEY	Sci-Fi	158'320	102'014
	4	<b>FAST &amp; FURIOUS 7</b>	D	UNIVERSAL	Action	122'115	
	5	<b>JURASSIC WORLD (3D)</b>	3D	UNIVERSAL	Fantasy	121'578	78'067
	6	<b>FIFTY SHADES OF GREY</b>	D	UNIVERSAL	Drama	120'144	
	7	<b>INSIDE OUT (3D)</b>	3D	DISNEY	Animation	101'591	33'943
	8	<b>MARTIAN, THE (3D)</b>	3D	FOX	Drama	85'985	49'426
	9	<b>FAMILLE BELIER, LA</b>	D	PRAESENS	Comedy	84'395	
	10	<b>HUNGER GAMES, THE – MOCKINGJAY PART 2 (3D)</b>	3D	IMPULS	Action	77'172	34'358
	11	<b>AMERICAN SNIPER</b>	D	WB	Action	74'301	
	12	<b>AVENGERS – AGE OF ULTRON (3D)</b>	3D	DISNEY	Fantasy	71'629	49'258
	13	<b>MISSION: IMPOSSIBLE – ROGUE NATION</b>	D	UNIVERSAL	Action	65'024	
	14	<b>NOUVELLES AVENTURES D'ALADIN, LES</b>	D	PATHE	Comedy	60'395	
	15	<b>DIVERGENT SERIES, THE: INSURGENT (3D)</b>	3D	ELITE	Sci-Fi	55'249	34'537
	16	<b>MAZE RUNNER: THE SCORCH TRIALS (3D)</b>	3D	FOX	Action	51'596	29'109
	17	<b>MAD MAX: FURY ROAD (3D)</b>	3D	WB	Action	50'135	33'651
	18	<b>TAKEN 3</b>	D	JMH	Action	49'542	
	19	<b>IMITATION GAME, THE</b>	D	ELITE	Thriller	48'763	
	20	<b>CINDERELLA</b>	D	DISNEY	Adventure	47'596	
<b>Italian Part</b>	1	<b>MINIONS (3D)</b>	3D	UNIVERSAL	Animation	21'793	5'647
	2	<b>FAST &amp; FURIOUS 7</b>	D	UNIVERSAL	Action	18'149	
	3	<b>SPECTRE – 007</b>	D	DISNEY	Action	16'547	
	4	<b>INSIDE OUT (3D)</b>	3D	DISNEY	Animation	14'282	1'024
	5	<b>STAR WARS: THE FORCE AWAKENS (3D)</b>	3D	DISNEY	Sci-Fi	13'970	5'602
	6	<b>FIFTY SHADES OF GREY</b>	D	UNIVERSAL	Drama	13'397	
	7	<b>AMERICAN SNIPER</b>	D	WB	Action	10'171	
	8	<b>CINDERELLA</b>	D	DISNEY	Adventure	8'783	
	9	<b>JURASSIC WORLD (3D)</b>	3D	UNIVERSAL	Fantasy	8'687	3'870
	10	<b>QU'EST-CE QU'ON A FAIT AU BON DIEU?</b>	D	FRENETIC	Comedy	7'394	
	11	<b>HUNGER GAMES, THE – MOCKINGJAY PART 2 (3D)</b>	3D	IMPULS	Action	7'276	1'555
	12	<b>AVENGERS – AGE OF ULTRON (3D)</b>	3D	DISNEY	Fantasy	6'590	1'493
	13	<b>HOME (3D)</b>	3D	FOX	Animation	6'458	673
	14	<b>PADDINGTON</b>	D	FRENETIC	Family	6'287	
	15	<b>PALMIRA, LA: COMLOTTO NEL MENDRISIOTTO</b>	D	MORANDINI	Comedy	6'151	
	16	<b>THEORY OF EVERYTHING, THE</b>	D	UNIVERSAL	Drama	6'033	
	17	<b>STILL ALICE</b>	D	FRENETIC	Drama	5'463	
	18	<b>HOTEL TRANSYLVANIA 2 (3D)</b>	3D	DISNEY	Animation	5'111	962
	19	<b>EVEREST (3D)</b>	3D	UNIVERSAL	Drama	4'957	3'199
	20	<b>MARTIAN, THE (3D)</b>	3D	FOX	Drama	4'756	505

# TOP 30 FILMS 1995–2015

RANK	TITLE	DIGITAL 2K/3D	DISTRIBUTOR	GENRE	ADMISSIONS	CHD	CHF	CHI
1	TITANIC		FOX	Drama	1'940'628	09.01.1998	07.01.1998	09.01.1998
2	INTOUCHABLES	D	FRENETIC	Comedy	1'444'999	19.01.2012	02.11.2011	09.03.2012
3	SKYFALL	D	DISNEY	Action	1'199'001	01.11.2012	27.10.2012	31.10.2012
4	AVATAR (3D)	3D	FOX	Fantasy	1'166'088	17.12.2009	16.12.2009	15.01.2010
5	FINDING NEMO		DISNEY	Animation	1'115'816	20.11.2003	19.11.2003	28.11.2003
6	ICE AGE 2		FOX	Animation	1'066'361	06.04.2006	05.04.2006	07.04.2006
7	ICE AGE 3: DAWN OF THE DINOSAURS (3D)	3D	FOX	Animation	1'064'584	01.07.2009	01.07.2009	28.08.2009
8	HARRY POTTER 1: THE SORCERER'S STONE		WB	Fantasy	1'053'674	22.11.2001	05.12.2001	07.12.2001
9	**SPECTRE – 007	D	DISNEY	Action	968'684	05.11.2015	11.11.2015	05.11.2015
10	LORD OF THE RINGS 3: THE RETURN OF THE KING		WB	Fantasy	919'685	17.12.2003	17.12.2003	23.01.2004
11	LORD OF THE RINGS 1: THE FELLOWSHIP OF THE RING		WB	Adventure	904'344	19.12.2001	19.12.2001	18.01.2002
12	LORD OF THE RINGS 2: THE TWO TOWERS		WB	Fantasy	901'818	18.12.2002	18.12.2002	17.01.2003
13	HARRY POTTER 2: THE CHAMBER OF SECRETS		WB	Fantasy	862'462	14.11.2002	04.12.2002	06.12.2002
14	CASINO ROYALE		DISNEY	Action	853'369	23.11.2006	22.11.2006	05.01.2007
15	MADAGASCAR ESCAPE 2 AFRICA	D	UNIVERSAL	Animation	830'141	04.12.2008	03.12.2008	19.12.2008
16	BOND 20 – DIE ANOTHER DAY		FOX	Action	821'682	28.11.2002	20.11.2002	28.02.2003
17	WORLD IS NOT ENOUGH, THE		No Distributor	Action	818'724	02.12.1999	01.12.1999	14.01.2000
18	BIENVENUE CHEZ LES CH'TIS		PATHE	Comedy	809'066	26.06.2008	27.02.2008	31.10.2008
19	JAMES BOND – QUANTUM OF SOLACE	D	DISNEY	Action	802'121	06.11.2008	05.11.2008	07.11.2008
20	GOLDENEYE – JAMES BOND		No Distributor	Action	780'135	15.12.1995	15.12.1995	15.12.1995
21	RATATOUILLE	D	DISNEY	Animation	765'711	03.10.2007	01.08.2007	17.10.2007
22	TOMORROW NEVER DIES – James Bond		No Distributor	Action	733'257	19.12.1997	17.12.1997	19.12.1997
23	ICE AGE4: CONTINENTAL DRIFT (3D)	3D	FOX	Animation	704'074	02.07.2012	27.06.2012	28.09.2012
24	PIRATES OF THE CARIBBEAN 2: DEAD MAN'S CHEST	D	DISNEY	Adventure	703'905	27.07.2006	02.08.2006	15.09.2006
25	HARRY POTTER 4: THE GOBLET OF FIRE	D	WB	Fantasy	694'181	17.11.2005	30.11.2005	25.11.2005
26	NOTTING HILL		UNIVERSAL	Romantic Comedy	693'136	09.07.1999	11.08.1999	20.08.1999
27	MADAGASCAR	D	UNIVERSAL	Animation	687'501	14.07.2005	06.07.2005	02.09.2005
28	MAMMA MIA!	D	UNIVERSAL	Musical	679'848	17.07.2008	10.09.2008	03.10.2008
29	AMELIE DE MONTMARTRE		No Distributor	Drama	678'127	26.07.2001	25.04.2001	01.02.2002
30	TARZAN (1999)		DISNEY	Animation	668'824	18.11.1999	24.11.1999	03.12.1999

D = digital (DCI) / 3D = digital 3D (DCI)

\*\* New entries 2015



# TOP 20 FILMS IN CITIES 2015

RANK	TITLE	DISTRIBUTOR	ADMISSIONS	RANK	TITLE	DISTRIBUTOR	ADMISSIONS
------	-------	-------------	------------	------	-------	-------------	------------

## ZÜRICH

1	SPECTRE – 007	DISNEY	187'672
2	MINIONS (3D)	UNIVERSAL	92'468
3	STAR WARS: THE FORCE AWAKENS (3D)	DISNEY	87'172
4	FAST & FURIOUS 7	UNIVERSAL	76'288
5	FIFTY SHADES OF GREY	UNIVERSAL	65'304
6	JURASSIC WORLD (3D)	UNIVERSAL	65'182
7	HUNGER GAMES, THE – MOCKINGJAY PART 2 (3D)	IMPULS	64'989
8	FACK JU GÖHTE 2	PATHE	60'738
9	HONIG IM KOPF	WB	47'778
10	MARTIAN, THE (3D)	FOX	45'059
11	AVENGERS – AGE OF ULTRON (3D)	DISNEY	43'839
12	SCHELLEN-URSLI	FRENETIC	42'580
13	IMITATION GAME, THE	ELITE	39'048
14	INSIDE OUT (3D)	DISNEY	38'420
15	MISSION: IMPOSSIBLE – ROGUE NATION	UNIVERSAL	37'499
16	TAKEN 3	JMH	29'521
17	MAD MAX: FURY ROAD (3D)	WB	28'274
18	AMERICAN SNIPER	WB	26'894
19	KINGSMAN: THE SECRET SERVICE	FOX	26'381
20	SAMBA	FRENETIC	24'535

## BERN

1	SPECTRE – 007	DISNEY	82'428
2	MINIONS (3D)	UNIVERSAL	39'955
3	FAST & FURIOUS 7	UNIVERSAL	36'933
4	HONIG IM KOPF	WB	33'243
5	STAR WARS: THE FORCE AWAKENS (3D)	DISNEY	32'532
6	FACK JU GÖHTE 2	PATHE	31'720
7	HUNGER GAMES, THE – MOCKINGJAY PART 2 (3D)	IMPULS	29'431
8	FIFTY SHADES OF GREY	UNIVERSAL	28'062
9	JURASSIC WORLD (3D)	UNIVERSAL	26'455
10	SCHELLEN-URSLI	FRENETIC	21'433
11	MARTIAN, THE (3D)	FOX	16'685
12	AVENGERS – AGE OF ULTRON (3D)	DISNEY	16'554
13	INSIDE OUT (3D)	DISNEY	16'464
14	MISSION: IMPOSSIBLE – ROGUE NATION	UNIVERSAL	16'453
15	AMERICAN SNIPER	WB	15'871
16	IMITATION GAME, THE	ELITE	14'028
17	SAMBA	FRENETIC	12'889
18	SHAUN THE SHEEP MOVIE	IMPULS	12'495
19	KINGSMAN: THE SECRET SERVICE	FOX	12'386
20	TAKEN 3	JMH	12'333

## LUZERN

1	SPECTRE – 007	DISNEY	55'758
2	MINIONS (3D)	UNIVERSAL	34'857
3	FAST & FURIOUS 7	UNIVERSAL	34'755
4	HONIG IM KOPF	WB	31'028
5	FACK JU GÖHTE 2	PATHE	27'586
6	FIFTY SHADES OF GREY	UNIVERSAL	24'009
7	HUNGER GAMES, THE – MOCKINGJAY PART 2 (3D)	IMPULS	22'013
8	SCHELLEN-URSLI	FRENETIC	21'484
9	STAR WARS: THE FORCE AWAKENS (3D)	DISNEY	20'916
10	JURASSIC WORLD (3D)	UNIVERSAL	18'798
11	HEIDI	DISNEY	15'630
12	AVENGERS – AGE OF ULTRON (3D)	DISNEY	12'611
13	INSIDE OUT (3D)	DISNEY	12'104
14	SHAUN THE SHEEP MOVIE	IMPULS	10'661
15	SAMBA	FRENETIC	10'242
16	AMERICAN SNIPER	WB	10'198
17	MISSION: IMPOSSIBLE – ROGUE NATION	UNIVERSAL	10'077
18	MARTIAN, THE (3D)	FOX	9'691
19	EVEREST (3D)	UNIVERSAL	9'010
20	TAKEN 3	JMH	8'990

## BASEL

1	SPECTRE – 007	DISNEY	53'493
2	STAR WARS: THE FORCE AWAKENS (3D)	DISNEY	26'199
3	MINIONS (3D)	UNIVERSAL	19'644
4	SCHELLEN-URSLI	FRENETIC	19'161
5	JURASSIC WORLD (3D)	UNIVERSAL	17'249
6	FAST & FURIOUS 7	UNIVERSAL	15'433
7	HUNGER GAMES, THE – MOCKINGJAY PART 2 (3D)	IMPULS	15'242
8	HONIG IM KOPF	WB	15'090
9	FIFTY SHADES OF GREY	UNIVERSAL	14'943
10	FACK JU GÖHTE 2	PATHE	14'667
11	AVENGERS – AGE OF ULTRON (3D)	DISNEY	11'348
12	HEIDI	DISNEY	9'540
13	STILL ALICE	FRENETIC	9'401
14	MARTIAN, THE (3D)	FOX	8'937
15	MISSION: IMPOSSIBLE – ROGUE NATION	UNIVERSAL	8'884
16	IMITATION GAME, THE	ELITE	8'316
17	SAMBA	FRENETIC	8'147
18	KINGSMAN: THE SECRET SERVICE	FOX	8'044
19	SHAUN THE SHEEP MOVIE	IMPULS	7'767
20	INSIDE OUT (3D)	DISNEY	6'758



**ST. GALLEN**

1	SPECTRE – 007	DISNEY	38'786
2	HONIG IM KOPF	WB	24'974
3	FAST & FURIOUS 7	UNIVERSAL	23'273
4	MINIONS (3D)	UNIVERSAL	19'965
5	FACK JU GÖHTE 2	PATHE	19'526
6	FIFTY SHADES OF GREY	UNIVERSAL	16'675
7	STAR WARS: THE FORCE AWAKENS (3D)	DISNEY	15'583
8	HUNGER GAMES, THE – MOCKINGJAY PART 2 (3D)	IMPULS	15'140
9	SCHELLEN-URSLI	FRENETIC	14'800
10	JURASSIC WORLD (3D)	UNIVERSAL	13'167
11	AVENGERS – AGE OF ULTRON (3D)	DISNEY	9'001
12	TAKEN 3	JMH	8'396
13	HEIDI	DISNEY	8'262
14	AMERICAN SNIPER	WB	7'226
15	MISSION: IMPOSSIBLE – ROGUE NATION	UNIVERSAL	7'209
16	MARTIAN, THE (3D)	FOX	6'533
17	PITCH PERFECT 2	UNIVERSAL	6'263
18	INSIDE OUT (3D)	DISNEY	6'235
19	TED 2	UNIVERSAL	5'953
20	MAGIC MIKE XXL	WB	5'855

**BADEN**

1	SPECTRE – 007	DISNEY	24'499
2	HONIG IM KOPF	WB	15'111
3	MINIONS (3D)	UNIVERSAL	13'189
4	STAR WARS: THE FORCE AWAKENS (3D)	DISNEY	10'921
5	FACK JU GÖHTE 2	PATHE	9'739
6	FAST & FURIOUS 7	UNIVERSAL	9'488
7	SCHELLEN-URSLI	FRENETIC	9'436
8	HUNGER GAMES, THE – MOCKINGJAY PART 2 (3D)	IMPULS	8'126
9	FIFTY SHADES OF GREY	UNIVERSAL	8'105
10	HEIDI	DISNEY	7'839
11	JURASSIC WORLD (3D)	UNIVERSAL	6'708
12	AVENGERS – AGE OF ULTRON (3D)	DISNEY	5'990
13	INSIDE OUT (3D)	DISNEY	5'835
14	MARTIAN, THE (3D)	FOX	4'824
15	KINGSMAN: THE SECRET SERVICE	FOX	4'366
16	HOME (3D)	FOX	3'856
17	INTERN, THE	WB	3'732
18	EVEREST (3D)	UNIVERSAL	3'722
19	SHAUN THE SHEEP MOVIE	IMPULS	3'498
20	TRAUMFRAUEN	WB	3'483

**BIEL**

1	SPECTRE – 007	DISNEY	17'192
2	MINIONS (3D)	UNIVERSAL	8'213
3	STAR WARS: THE FORCE AWAKENS (3D)	DISNEY	8'105
4	FAST & FURIOUS 7	UNIVERSAL	5'453
5	FIFTY SHADES OF GREY	UNIVERSAL	4'617
6	HUNGER GAMES, THE – MOCKINGJAY PART 2 (3D)	IMPULS	4'492
7	HONIG IM KOPF	WB	4'080
8	SCHELLEN-URSLI	FRENETIC	3'762
9	FACK JU GÖHTE 2	PATHE	3'374
10	JURASSIC WORLD (3D)	UNIVERSAL	3'351
11	AVENGERS – AGE OF ULTRON (3D)	DISNEY	2'466
12	HEIDI	DISNEY	2'345
13	STILL ALICE	FRENETIC	2'343
14	MARTIAN, THE (3D)	FOX	2'328
15	INSIDE OUT (3D)	DISNEY	2'164
16	SHAUN THE SHEEP MOVIE	IMPULS	2'064
17	FAMILLE BELIER, LA	PRAESENS	1'954
18	WILD	FOX	1'843
19	MAD MAX: FURY ROAD (3D)	WB	1'824
20	MISSION: IMPOSSIBLE – ROGUE NATION	UNIVERSAL	1'683

**AARAU**

1	SPECTRE – 007	DISNEY	13'721
2	MINIONS (3D)	UNIVERSAL	8'185
3	FAST & FURIOUS 7	UNIVERSAL	7'939
4	HONIG IM KOPF	WB	6'969
5	FACK JU GÖHTE 2	PATHE	6'582
6	FIFTY SHADES OF GREY	UNIVERSAL	5'824
7	HUNGER GAMES, THE – MOCKINGJAY PART 2 (3D)	IMPULS	5'179
8	STAR WARS: THE FORCE AWAKENS (3D)	DISNEY	4'864
9	SCHELLEN-URSLI	FRENETIC	4'774
10	HEIDI	DISNEY	4'413
11	JURASSIC WORLD (3D)	UNIVERSAL	3'567
12	INSIDE OUT (3D)	DISNEY	3'145
13	PITCH PERFECT 2	UNIVERSAL	2'702
14	AVENGERS – AGE OF ULTRON (3D)	DISNEY	2'432
15	AMERICAN SNIPER	WB	2'277
16	SHAUN THE SHEEP MOVIE	IMPULS	2'228
17	MAGIC MIKE XXL	WB	2'185
18	INTERN, THE	WB	2'158
19	KINGSMAN: THE SECRET SERVICE	FOX	2'102
20	MARTIAN, THE (3D)	FOX	1'982

**WINTERTHUR**

1	SPECTRE – 007	DISNEY	28'257
2	HONIG IM KOPF	WB	16'249
3	MINIONS (3D)	UNIVERSAL	13'706
4	FAST & FURIOUS 7	UNIVERSAL	12'807
5	STAR WARS: THE FORCE AWAKENS (3D)	DISNEY	12'303
6	FACK JU GÖHTE 2	PATHE	12'072
7	SCHELLEN-URSLI	FRENETIC	11'924
8	HUNGER GAMES, THE – MOCKINGJAY PART 2 (3D)	IMPULS	10'638
9	FIFTY SHADES OF GREY	UNIVERSAL	9'038
10	JURASSIC WORLD (3D)	UNIVERSAL	8'135
11	AVENGERS – AGE OF ULTRON (3D)	DISNEY	6'360
12	HEIDI	DISNEY	6'289
13	INSIDE OUT (3D)	DISNEY	5'779
14	SAMBA	FRENETIC	5'540
15	MARTIAN, THE (3D)	FOX	5'430
16	MISSION: IMPOSSIBLE – ROGUE NATION	UNIVERSAL	5'093
17	INTERN, THE	WB	4'847
18	IMITATION GAME, THE	ELITE	4'082
19	AMERICAN SNIPER	WB	4'010
20	SHAUN THE SHEEP MOVIE	IMPULS	3'934

**GENÈVE**

1	SPECTRE – 007	DISNEY	64'376
2	STAR WARS: THE FORCE AWAKENS (3D)	DISNEY	55'249
3	MINIONS (3D)	UNIVERSAL	49'612
4	JURASSIC WORLD (3D)	UNIVERSAL	43'112
5	FAST & FURIOUS 7	UNIVERSAL	33'348
6	INSIDE OUT (3D)	DISNEY	30'348
7	FIFTY SHADES OF GREY	UNIVERSAL	30'309
8	MARTIAN, THE (3D)	FOX	26'678
9	AVENGERS – AGE OF ULTRON (3D)	DISNEY	25'387
10	MISSION: IMPOSSIBLE – ROGUE NATION	UNIVERSAL	24'546
11	HUNGER GAMES, THE – MOCKINGJAY PART 2 (3D)	IMPULS	22'335
12	IMITATION GAME, THE	ELITE	20'347
13	NOUVELLES AVENTURES D'ALADIN, LES	PATHE	19'869
14	AMERICAN SNIPER	WB	19'100
15	FAMILLE BELIER, LA	PRAESENS	18'921
16	MAD MAX: FURY ROAD (3D)	WB	17'774
17	KINGSMAN: THE SECRET SERVICE	FOX	17'412
18	DIVERGENT SERIES, THE: INSURGENT (3D)	ELITE	17'070
19	HOME (3D)	FOX	16'306
20	MAZE RUNNER: THE SCORCH TRIALS (3D)	FOX	16'203

### LAUSANNE

1	SPECTRE – 007	DISNEY	51'666
2	MINIONS (3D)	UNIVERSAL	39'679
3	STAR WARS: THE FORCE AWAKENS (3D)	DISNEY	35'771
4	FIFTY SHADES OF GREY	UNIVERSAL	27'941
5	JURASSIC WORLD (3D)	UNIVERSAL	27'750
6	FAST & FURIOUS 7	UNIVERSAL	26'712
7	INSIDE OUT (3D)	DISNEY	26'007
8	MARTIAN, THE (3D)	FOX	22'229
9	AMERICAN SNIPER	WB	19'617
10	HUNGER GAMES, THE – MOCKINGJAY PART 2 (3D)	IMPULS	19'532
11	AVENGERS – AGE OF ULTRON (3D)	DISNEY	18'301
12	MISSION: IMPOSSIBLE – ROGUE NATION	UNIVERSAL	18'191
13	FAMILLE BELIER, LA	PRAESENS	16'775
14	IMITATION GAME, THE	ELITE	13'815
15	MAD MAX: FURY ROAD (3D)	WB	13'713
16	DIVERGENT SERIES, THE: INSURGENT (3D)	ELITE	13'167
17	TAKEN 3	JMH	12'143
18	KINGSMAN: THE SECRET SERVICE	FOX	12'033
19	MAZE RUNNER: THE SCORCH TRIALS (3D)	FOX	11'906
20	EVEREST (3D)	UNIVERSAL	11'450

### FRIBOURG

1	MINIONS (3D)	UNIVERSAL	17'563
2	SPECTRE – 007	DISNEY	15'213
3	FAST & FURIOUS 7	UNIVERSAL	11'837
4	STAR WARS: THE FORCE AWAKENS (3D)	DISNEY	11'426
5	JURASSIC WORLD (3D)	UNIVERSAL	10'738
6	FIFTY SHADES OF GREY	UNIVERSAL	10'651
7	INSIDE OUT (3D)	DISNEY	8'224
8	HUNGER GAMES, THE – MOCKINGJAY PART 2 (3D)	IMPULS	7'406
9	MARTIAN, THE (3D)	FOX	7'023
10	FAMILLE BELIER, LA	PRAESENS	6'843
11	AMERICAN SNIPER	WB	6'777
12	NOUVELLES AVENTURES D'ALADIN, LES	PATHE	5'402
13	MAZE RUNNER: THE SCORCH TRIALS (3D)	FOX	5'097
14	PROFS 2, LES	JMH	4'853
15	TAKEN 3	JMH	4'839
16	AVENGERS – AGE OF ULTRON (3D)	DISNEY	4'801
17	DIVERGENT SERIES, THE: INSURGENT (3D)	ELITE	4'707
18	MISSION: IMPOSSIBLE – ROGUE NATION	UNIVERSAL	4'286
19	STILL ALICE	FRENETIC	3'684
20	HOTEL TRANSYLVANIA 2 (3D)	DISNEY	3'652

### NEUCHÂTEL

1	SPECTRE – 007	DISNEY	12'145
2	MINIONS (3D)	UNIVERSAL	10'543
3	STAR WARS: THE FORCE AWAKENS (3D)	DISNEY	8'423
4	FIFTY SHADES OF GREY	UNIVERSAL	7'685
5	FAST & FURIOUS 7	UNIVERSAL	6'271
6	INSIDE OUT (3D)	DISNEY	5'869
7	FAMILLE BELIER, LA	PRAESENS	5'806
8	JURASSIC WORLD (3D)	UNIVERSAL	5'250
9	MARTIAN, THE (3D)	FOX	4'582
10	AMERICAN SNIPER	WB	4'277
11	HUNGER GAMES, THE – MOCKINGJAY PART 2 (3D)	IMPULS	3'870
12	AVENGERS – AGE OF ULTRON (3D)	DISNEY	3'195
13	HOME (3D)	FOX	2'989
14	GOOD DINOSAUR, THE (3D)	DISNEY	2'829
15	NOUVELLES AVENTURES D'ALADIN, LES	PATHE	2'813
16	TAKEN 3	JMH	2'619
17	DIVERGENT SERIES, THE: INSURGENT (3D)	ELITE	2'509
18	FOCUS	WB	2'472
19	CINDERELLA	DISNEY	2'366
20	POURQUOI J'AI PAS MANGE MON PERE (3D)	PATHE	2'289

### VEVEY / MONTREUX

1	SPECTRE – 007	DISNEY	9'489
2	MINIONS (3D)	UNIVERSAL	8'954
3	STAR WARS: THE FORCE AWAKENS (3D)	DISNEY	7'105
4	FIFTY SHADES OF GREY	UNIVERSAL	5'556
5	INSIDE OUT (3D)	DISNEY	5'355
6	FAST & FURIOUS 7	UNIVERSAL	5'338
7	JURASSIC WORLD (3D)	UNIVERSAL	4'913
8	FAMILLE BELIER, LA	PRAESENS	4'309
9	MARTIAN, THE (3D)	FOX	4'280
10	AVENGERS – AGE OF ULTRON (3D)	DISNEY	3'672
11	HUNGER GAMES, THE – MOCKINGJAY PART 2 (3D)	IMPULS	2'979
12	MISSION: IMPOSSIBLE – ROGUE NATION	UNIVERSAL	2'969
13	AMERICAN SNIPER	WB	2'829
14	LITTLE PRINCE, THE (3D)	IMPULS	2'646
15	EVEREST (3D)	UNIVERSAL	2'613
16	CINDERELLA	DISNEY	2'497
17	HOTEL TRANSYLVANIA 2 (3D)	DISNEY	2'432
18	TAKEN 3	JMH	2'300
19	MAD MAX: FURY ROAD (3D)	WB	2'277
20	TOUT NOUVEAU TESTAMENT, LE	FRENETIC	2'218



**AIGLE**


1	MINIONS (3D)	UNIVERSAL	7'214
2	SPECTRE – 007	DISNEY	5'337
3	FAST & FURIOUS 7	UNIVERSAL	5'323
4	FIFTY SHADES OF GREY	UNIVERSAL	4'348
5	STAR WARS: THE FORCE AWAKENS (3D)	DISNEY	4'301
6	JURASSIC WORLD (3D)	UNIVERSAL	3'593
7	INSIDE OUT (3D)	DISNEY	2'560
8	AVENGERS – AGE OF ULTRON (3D)	DISNEY	2'512
9	MARTIAN, THE (3D)	FOX	2'501
10	NOUVELLES AVENTURES D'ALADIN, LES	PATHE	2'482
11	HUNGER GAMES, THE – MOCKINGJAY PART 2 (3D)	IMPULS	2'448
12	AMERICAN SNIPER	WB	2'349
13	TAKEN 3	JMH	2'226
14	EVEREST (3D)	UNIVERSAL	2'218
15	DIVERGENT SERIES, THE: INSURGENT (3D)	ELITE	2'058
16	CINDERELLA	DISNEY	1'861
17	MAZE RUNNER: THE SCORCH TRIALS (3D)	FOX	1'814
18	MISSION: IMPOSSIBLE – ROGUE NATION	UNIVERSAL	1'784
19	MAD MAX: FURY ROAD (3D)	WB	1'679
20	HOTEL TRANSYLVANIA 2 (3D)	DISNEY	1'646

**LA CHAUX-DE-FONDS**

1	MINIONS (3D)	UNIVERSAL	5'511
2	SPECTRE – 007	DISNEY	4'507
3	FIFTY SHADES OF GREY	UNIVERSAL	4'138
4	FAST & FURIOUS 7	UNIVERSAL	4'062
5	STAR WARS: THE FORCE AWAKENS (3D)	DISNEY	3'513
6	JURASSIC WORLD (3D)	UNIVERSAL	2'944
7	INSIDE OUT (3D)	DISNEY	2'555
8	AMERICAN SNIPER	WB	2'306
9	FAMILIE BELIER, LA	PRAESENS	2'044
10	HUNGER GAMES, THE – MOCKINGJAY PART 2 (3D)	IMPULS	2'018
11	MARTIAN, THE (3D)	FOX	1'895
12	AVENGERS – AGE OF ULTRON (3D)	DISNEY	1'664
13	NOUVELLES AVENTURES D'ALADIN, LES	PATHE	1'450
14	MAZE RUNNER: THE SCORCH TRIALS (3D)	FOX	1'418
15	DIVERGENT SERIES, THE: INSURGENT (3D)	ELITE	1'376
16	TAKEN 3	JMH	1'295
17	BIG HERO 6 (3D)	DISNEY	1'285
18	HOME (3D)	FOX	1'255
19	HOTEL TRANSYLVANIA 2 (3D)	DISNEY	1'245
20	CINDERELLA	DISNEY	1'180

**LUGANO**

1	MINIONS (3D)	UNIVERSAL	11'816
2	SPECTRE – 007	DISNEY	10'305
3	FAST & FURIOUS 7	UNIVERSAL	9'303
4	INSIDE OUT (3D)	DISNEY	8'826
5	STAR WARS: THE FORCE AWAKENS (3D)	DISNEY	8'794
6	FIFTY SHADES OF GREY	UNIVERSAL	7'144
7	AMERICAN SNIPER	WB	6'354
8	JURASSIC WORLD (3D)	UNIVERSAL	5'029
9	HUNGER GAMES, THE – MOCKINGJAY PART 2 (3D)	IMPULS	4'416
10	CINDERELLA	DISNEY	4'352
11	HOME (3D)	FOX	3'875
12	AVENGERS – AGE OF ULTRON (3D)	DISNEY	3'864
13	QU'EST-CE QU'ON A FAIT AU BON DIEU?	FRENETIC	3'773
14	MARTIAN, THE (3D)	FOX	3'547
15	PADDINGTON	FRENETIC	3'386
16	THEORY OF EVERYTHING, THE	UNIVERSAL	3'228
17	HOTEL TRANSYLVANIA 2 (3D)	DISNEY	2'748
18	EVEREST (3D)	UNIVERSAL	2'637
19	FOCUS	WB	2'445
20	MISSION: IMPOSSIBLE – ROGUE NATION	UNIVERSAL	2'441



# TOP FILMS CLASSIFICATION BY ADMISSIONS 2015

D = digital (DCI) / 3D = digital 3D (DCI)

RANK	TITLE	DIGITAL 2K/3D	DISTRIBUTOR	GENRE	ADMISSIONS
1	SPECTRE – 007	D	DISNEY	Action	968'684
2	MINIONS (3D)	3D	UNIVERSAL	Animation	638'417
3	FAST & FURIOUS 7	D	UNIVERSAL	Action	498'840
4	STAR WARS: THE FORCE AWAKENS (3D)	3D	DISNEY	Sci-Fi	476'523
5	HONIG IM KOPF	D	WB	Comedy	422'786
6	FIFTY SHADES OF GREY	D	UNIVERSAL	Drama	402'045
7	JURASSIC WORLD (3D)	3D	UNIVERSAL	Fantasy	360'842
8	SCHELLEN-URSLI	D	FRENETIC	Family	351'683
9	HUNGER GAMES, THE – PART 2 (3D)	3D	IMPULS	Action	329'356
10	FACK JU GÖHTE 2	D	PATHE	Comedy	292'579
11	INSIDE OUT (3D)	3D	DISNEY	Animation	265'383
12	AVENGERS – AGE OF ULTRON (3D)	3D	DISNEY	Fantasy	225'824
13	MARTIAN, THE (3D)	3D	FOX	Drama	223'573
14	HEIDI	D	DISNEY	Drama	203'890
15	AMERICAN SNIPER	D	WB	Action	196'199
16	MISSION: IMPOSSIBLE – ROGUE N...	D	UNIVERSAL	Action	194'138
17	SHAUN THE SHEEP MOVIE	D	IMPULS	Animation	160'944
18	IMITATION GAME, THE	D	ELITE	Thriller	157'610
19	FAMILLE BELIER, LA	D	PRAESENS	Comedy	141'424
20	TAKEN 3	D	JMH	Action	139'770
21	KINGSMAN: THE SECRET SERVICE	D	FOX	Thriller	139'100
22	EVEREST (3D)	3D	UNIVERSAL	Drama	138'231
23	MAD MAX: FURY ROAD (3D)	3D	WB	Action	137'480
24	CINDERELLA	D	DISNEY	Adventure	135'785
25	STILL ALICE	D	FRENETIC	Drama	135'392
26	DIVERGENT SERIES, THE: INSUR... (3D)	3D	ELITE	Sci-Fi	118'241
27	HOME (3D)	3D	FOX	Animation	117'462
28	TED 2	D	UNIVERSAL	Comedy	113'170
29	SAMBA	D	FRENETIC	Comedy	110'646
30	HOTEL TRANSYLVANIA 2 (3D)	3D	DISNEY	Animation	108'411
31	MAZE RUNNER: THE SCORCH TRIALS (3D)	3D	FOX	Action	106'378
32	PITCH PERFECT 2	D	UNIVERSAL	Comedy	101'810
33	MAGIC MIKE XXL	D	WB	Comedy	100'175
34	INTERN, THE	D	WB	Comedy	97'488
35	HOBBIT, THE: THE BATTLE OF THE ... (3D)	3D	WB	Adventure	93'115
36	GOOD DINOSAUR, THE (3D)	3D	DISNEY	Animation	92'549
37	FOCUS	D	WB	Comedy	91'598
38	BIG HERO 6 (3D)	3D	DISNEY	Animation	91'279
39	SPY	D	FOX	Comedy	84'035
40	SAN ANDREAS (3D)	3D	WB	Adventure	82'544
41	USFAHRT OERLIKE	D	FRENETIC	Drama	81'409
42	SPONGEBOB MOVIE, THE: (3D)	3D	UNIVERSAL	Animation	79'561
43	NIGHT AT THE MUSEUM: SECRET OF ...	D	FOX	Comedy	78'855
44	STRAIGHT OUTTA COMPTON	D	UNIVERSAL	Drama	73'634
45	EXODUS: GODS AND KINGS (3D)	3D	FOX	Drama	71'665
46	PADDINGTON	D	FRENETIC	Family	71'649
47	PENGUINS OF MADAGASCAR (3D)	3D	FOX	Animation	69'713
48	TERMINATOR: GENISYS (3D)	3D	UNIVERSAL	Action	68'469
49	BRIDGE OF SPIES	D	FOX	Drama	68'155
50	BEST OF ME, THE	D	ELITE	Romantic	67'310
51	TRAUMFRAUEN	D	WB	Comedy	66'589
52	WILD	D	FOX	Biographical	65'407
53	ANT-MAN (3D)	3D	DISNEY	Sci-Fi	62'070
54	JUPITER ASCENDING (3D)	3D	WB	Action	61'732
55	LONGEST RIDE, THE	D	FOX	Romantic	61'608
56	SECOND BEST EXOTIC MARGOLD HOTEL, THE	D	FOX	Comedy	61'121
57	QU'EST-CE QU'ON A FAIT AU BON DIEU?	D	FRENETIC	Comedy	60'653
58	NOUVELLES AVENTURES D'ALADIN, LES	D	PATHE	Comedy	60'395
59	YOUTH	D	PRAESENS	Drama	59'962
60	BIRDMAN OR (THE UNEXPECTED VIRTUE ...	D	FOX	Comedy	59'029
61	RELATOS SALVAJES	D	PATHE	Comedy	58'196
62	GIOVANNI SEGANTINI – MAGIE DES ...	D	LOOK NOW!	Documentary	57'636
63	UNBROKEN	D	UNIVERSAL	Drama	57'562
64	LAST WITCH HUNTER, THE	D	ELITE	Action	55'292
65	TAXI TEHERAN	D	FILMCOOPI	Comedy	55'141
66	LITTLE PRINCE, THE (3D)	3D	IMPULS	Animation	53'943
67	HITMAN: AGENT 47	D	FOX	Action	49'366
68	TINKER BELL AND THE LEGEND ... (3D)	3D	DISNEY	Animation	48'258
69	ASTERIX: LE DOMAINE DES DIEUX (3D)	3D	PATHE	Animation	47'558
70	THEORY OF EVERYTHING, THE	D	UNIVERSAL	Drama	46'954
71	PAUL BLART: MALL COP 2	D	DISNEY	Comedy	46'696
72	BURNT	D	ELITE	Comedy	46'149
73	PIXELS (3D)	D	DISNEY	Animation	44'454
74	TOMORROWLAND	D	DISNEY	Sci-Fi	43'956
75	SOUTHPAW	D	ELITE	Drama	43'721
76	TOUT NOUVEAU TESTAMENT, LE	D	FRENETIC	Comedy	43'296
77	VACATION	D	WB	Comedy	43'009
78	IRRATIONAL MAN	D	FRENETIC	Drama	42'806
79	AMY – THE GIRL BEHIND THE NAME	D	FILMCOOPI	Documentary	42'674
80	FURY	D	DISNEY	Action	42'394
81	NANNY, DER	D	WB	Comedy	41'620
82	SICARIO	D	IMPULS	Crime	40'493
83	JOHN WICK	D	ELITE	Action	40'102
84	PAPER TOWNS	D	FOX	Drama	40'076
85	PROFS 2, LES	D	JMH	Comedy	39'765
86	FÜNF FREUNDE 4	D	PATHE	Family	39'555
87	PARANORMAL ACTIVITY: THE ... (3D)	3D	UNIVERSAL	Horror	38'666
88	WOMAN IN GOLD	D	ELITE	Drama	38'333
89	PEANUTS MOVIE, THE (3D)	3D	FOX	Animation	36'839
90	WHIPLASH	D	ELITE	Romantic	35'272
91	MAN FROM U.N.C.L.E., THE	D	WB	Action	35'246
92	OSTWIND 2	D	PATHE	Family	34'658
93	POURQUOI J'AI PAS MANGE MON PERE (3D)	3D	PATHE	Animation	34'173
94	RUN ALL NIGHT	D	WB	Action	33'786
95	RICKI AND THE FLASH	D	DISNEY	Drama	33'693
96	EX MACHINA	D	UNIVERSAL	Thriller	32'519
97	UNFRIENDED – UNKNOWN USER	D	UNIVERSAL	Horror	32'153
98	VISIT, THE	D	UNIVERSAL	Thriller	31'599
99	AGE OF ADALINE, THE	D	ELITE	Romantic	31'014
100	FANTASTIC FOUR	D	FOX	Action	30'931
101	WOLF TOTEM (3D)	3D	PATHE	Family	30'841
102	BLACK MASS	D	WB	Action	30'598
103	HEURE DE TRANQUILLITE, UNE	D	FRENETIC	Comedy	30'577
104	BOY NEXT DOOR, THE	D	UNIVERSAL	Thriller	28'239
105	TRANSPORTER REFUELED, THE	D	JMH	Action	28'144
106	BIBI & TINA – VOLL VERHEXT!	D	DCM FILM	Family	27'863
107	MORTDECAI	D	ELITE	Comedy	27'800
108	FRAU MÜLLER MUSS WEG	D	PATHE	Comedy	27'480
109	SELF/LESS	D	ELITE	Thriller	26'750
110	CAROL	D	PATHE	Romantic	26'339
111	MARGUERITE	D	PRAESENS	Comedy	26'092
112	ER IST WIEDER DA	D	PATHE	Comedy	25'108
113	45 YEARS	D	FILMCOOPI	Drama	24'283
114	PAPA OU MAMAN	D	PATHE	Comedy	23'818
115	GET HARD	D	WB	Comedy	23'779
116	WALK IN THE WOODS, A	D	ELITE	Comedy	22'985
117	HERMINE, L'	D	JMH	Drama	22'786
118	TRAINWRECK	D	UNIVERSAL	Comedy	22'728
119	FAMILLE A LOUER, UNE	D	FILMCOOPI	Comedy	22'577
120	KLEINE DRACHE KOKOSNUSS, DER	D	IMPULS	Family	21'831





# NEW RELEASED FILMS IN SWITZERLAND FROM A-Z 2015

D = digital (DCI)  
3D = digital 3D (DCI)

SWISS CODE	ORIGINAL TITLE	DIGITAL 2K/3D	DISTRIBUTOR	RELEASE DATE SWITZERLAND					
1010.883	10 MILLIARDEN – WIE ...	D	TRIGON	24.09.2015	1010.754	BOOMERANG	D	PATHE	23.09.2015
1010.851	1001 NOITE, VOL. 1	D	OUTSIDE THE BOX	09.09.2015	1010.666	BOTON DE NACAR, EL	D	TRIGON	10.09.2015
1010.852	1001 NOITE, VOL. 2	D	OUTSIDE THE BOX	30.09.2015	1009.936	BOY NEXT DOOR, THE	D	UNIVERSAL	19.03.2015
1010.853	1001 NOITE, VOL. 3	D	OUTSIDE THE BOX	21.10.2015	1010.371	BOYCHOIR	D	IMPULS	03.09.2015
1010.447	108 ROIS-DEMONS	D	FRENETIC	25.02.2015	1010.341	BRIDGE OF SPIES	D	FOX	26.11.2015
1010.697	21 NUITS AVEC PATTIE	D	FILMCOOPI	25.11.2015	1010.317	BROKEN LAND	D	XENIX	21.01.2015
1010.691	45 YEARS	D	FILMCOOPI	01.10.2015	1010.978	BRUDER VOR LUDER	D	PATHE	24.12.2015
					1010.526	BUGARACH	D	CINELIBRE	05.02.2015
<b>A</b>					1010.510	BUONI A NULLA	D	XENIX	15.01.2015
1010.729	A TROIS ON Y VA	D	AGORA	20.05.2015	1010.736	BURNT	D	ELITE	04.11.2015
1010.663	ABHANDENE WELT, DIE	D	FRENETIC	14.05.2015	1010.824	BY THE SEA	D	UNIVERSAL	12.11.2015
1010.899	ABRAZO DE LA SERPIENTE, EL	D	TRIGON	23.12.2015					
1010.638	ABSCHUSSFAHRT	D	PATHE	21.05.2015	<b>C</b>				
1010.501	ADIEU AU LANGAGE (3D)	3D	CAZA AZUL	07.01.2015	1010.417	CAMINO DE SANTIAGO	D	MOVIEBIZ	26.03.2015
1010.685	AGE OF ADALINE, THE	D	ELITE	23.04.2015	1010.631	CAPRICE	D	AGORA	22.04.2015
1010.954	AL QUDS – WORKSHOP, THE	D	PRODUCER	22.10.2015	1010.934	CARAVAGE, LE	D	PATHE	02.12.2015
1010.655	ALI KUNDILLI	D	DARK DIMENSIONS	19.02.2015	1010.440	CAROL	D	PATHE	10.12.2015
1010.836	ALLENDE MI ABUELO ALLENDE	D	ADOK FILMS	09.12.2015	1010.656	CARS PAZAR	D	DARK DIMENSIONS	26.02.2015
1010.639	ALS WIR TRÄUMTEN	D	FILMCOOPI	02.04.2015	1010.695	CHAISES MUSICALES, LES	D	FILMCOOPI	29.07.2015
1009.687	ALVIN AND THE CHIPMUNKS: ROAD ...	D	FOX	23.12.2015	1010.634	CHALLAT DE TUNIS, LE	D	TRIGON	09.09.2015
1010.937	AMATEUR TEENS	D	LOOK NOW!	15.10.2015	1010.144	CHAPPIE	D	DISNEY	04.03.2015
1010.369	AMERICAN SNIPER	D	WB	01.01.2015	1010.583	CHERRY PIE	D	8 HORSES	28.05.2015
1010.793	AMERICAN ULTRA	D	ELITE	02.09.2015	1011.106	CHIAMATEMI FRANCESCO	D	MORANDINI	03.11.2015
1010.808	AMNESIA	D	VEGA	19.08.2015	1010.446	CHIC	D	FRENETIC	07.01.2015
1010.932	AMOUR FOU	D	CINEMATHEQUE SUISSE	29.10.2015	1009.716	CHILD 44	D	ELITE	15.04.2015
1010.693	AMY – THE GIRL BEHIND THE NAME	D	FILMCOOPI	08.07.2015	1009.993	CHIQUITOS	D	MOVIEBIZ	05.11.2015
1010.858	AN – VON KIRSCHBLÜTEN ...	D	FILMCOOPI	23.12.2015	1010.499	CHRIEG	D	OUTSIDE THE BOX	12.03.2015
1010.938	ANDERMATT – GLOBAL VILLAGE	D	SPOT ON	27.08.2015	1010.920	CHRISTIAN SCHOCHER, ...	D	LOOK NOW!	13.08.2015
1010.813	ANGE ET GABRIELLE	D	PATHE	11.11.2015	1009.923	CINDERELLA	D	DISNEY	12.03.2015
1010.161	ANNIE	D	DISNEY	15.01.2015	1010.601	CITIZENFOUR	D	FIRST HAND FILMS	19.02.2015
1010.164	ANT-MAN (3D)	3D	DISNEY	15.07.2015	1010.983	COCONUT HERO	D	FILMCOOPI	05.11.2015
1010.945	APPIA, MEMOIRES D'UNE ŒUVRE	D	PRODUCER	14.10.2015	1010.682	COMME UN AVION	D	XENIX	10.06.2015
1010.661	ART DE LA FUGUE, L'	D	ADOK FILMS	25.03.2015	1010.520	CONDUCTA	D	TRIGON	11.02.2015
1010.834	ASPHALTE	D	PATHE	07.10.2015	1010.536	CONFUSION	D	BORD CADRE	21.10.2015
1010.776	AU PLUS PRES DU SOLEIL	D	AGORA	16.09.2015	1010.591	CONNASSE, PRINCESSE DES ...	D	PRAESENS	29.04.2015
1009.881	AVENGERS – AGE OF ULTRON (3D)	3D	DISNEY	22.04.2015	1010.800	CONTE DES SABLES D'OR, LE	D	PRODUCER	05.05.2015
1010.874	AVRIL ET LE MONDE TRUQUE	D	JMH	11.11.2015	1010.635	CORN ISLAND	D	TRIGON	19.11.2015
					1010.757	COUP DE CHAUD	D	XENIX	12.08.2015
<b>B</b>					1010.636	COWBOYS, LES	D	PATHE	25.11.2015
1010.277	BABADOOK	D	PRAESENS	07.05.2015	1010.075	CRIMSON PEAK	D	UNIVERSAL	14.10.2015
1010.835	BABYSITTING 2	D	PATHE	02.12.2015	1010.707	CYCLIQUE	D	FILMBRINGER	29.04.2015
1011.145	BAJIARO MASTANI	D	SPOT ON	18.12.2015					
1010.924	BAJRANGI BHAJANNA	D	SPOT ON	17.07.2015					
1010.586	BANA MASAL ANLATMA	D	DARK DIMENSIONS	15.01.2015	1010.644	DAME DANS L'AUTO ...	D	JMH	05.08.2015
1010.893	BARBIE: ROCK N'ROYALS	D	UNIVERSAL	15.08.2015	1010.306	DANCING ARABS	D	FILMCOOPI	11.02.2015
1010.720	BAUER UND SEIN PRINZ, DER	D	SPOT ON	01.04.2015	1010.539	DANIOTH – DER TEUFELSMALER	D	FILMCOOPI	15.01.2015
1010.674	BELLE ET SEBASTIEN: L'AVENTURE ...	D	PATHE	09.12.2015	1010.450	DAWN	D	AARDVARK FILM ...	29.04.2015
1010.857	BELLE SAISON, LA	D	CINEWORX	19.08.2015	1010.778	DEBUT PROMETTEUR, UN	D	JMH	30.09.2015
1010.930	BELLES FAMILLES	D	PATHE	14.10.2015	1010.420	DECKELBAD, DAS – DIE ...	D	ELITE	23.04.2015
1010.231	BEST OF ME, THE	D	ELITE	08.01.2015	1010.606	DEMOKRATIE IST LOS!, DIE	D	CINEWORX	03.09.2015
1009.719	BIG EYES	D	ELITE	01.01.2015	1010.483	DERNIER COUP DE MARTEAU, LE	D	CINEWORX	08.04.2015
1010.361	BIG GAME	D	ELITE	18.06.2015	1010.532	DERNIERE LECON, LA	D	FRENETIC	04.11.2015
1011.009	BIGGER SPLASH, A	D	FRENETIC	26.11.2015	1010.926	DEUX AMIS, LES	D	CINEWORX	23.09.2015
1010.193	BIRDMAN OR (THE UNEXPECTED ...)	D	FOX	29.01.2015	1010.854	DHEEPAN	D	FILMCOOPI	26.08.2015
1010.516	BIS	D	JMH	18.02.2015	1010.108	DIFRET	D	AGORA	04.02.2015
1010.336	BLACK MASS	D	WB	08.10.2015	1010.859	DIOR AND I	D	XENIX	20.08.2015
1009.937	BLACKHAT	D	UNIVERSAL	05.02.2015	1010.732	DIRTY GOLD WAR	D	AGORA	03.06.2015
1010.888	BLAST, A	D	SPOT ON	30.07.2015	1010.356	DIVERGENT SERIES, THE: ... (3D)	3D	ELITE	18.03.2015
1010.792	BODY (LE CORPS DU FRERE)	D	PS PRODUCTIONS	10.06.2015	1010.865	DOG MEN	D	MOVIEBIZ	20.08.2015
1010.478	BÖHMS, DIE – ARCHITEKTUR ...	D	CINEWORX	12.02.2015	1010.529	DOKTOR PROKTORS ...	D	PRAESENS	15.01.2015

<b>E</b>					1010.486	<b>HEIDI</b>	<b>D</b>	DISNEY	10.12.2015
1010.527	<b>DOMINO EFFECT</b>	<b>D</b>	CINELIBRE	10.02.2015	1010.984	<b>HEIMATLAND</b>	<b>D</b>	LOOK NOW!	12.11.2015
1010.963	<b>DON'T CRACK UNDER PRESSURE</b>	<b>D</b>	PERFECT MOMENT	11.12.2015	1010.585	<b>HERE IS HAROLD</b>	<b>D</b>	FRENETIC	17.12.2015
1010.242	<b>DORA ODER DIE SEXUELLEN ...</b>	<b>D</b>	FILMCOOPI	19.02.2015	1010.777	<b>HERMINE, L'</b>	<b>D</b>	JMH	18.11.2015
1010.273	<b>DRIFTEN</b>	<b>D</b>	VINCA FILM	05.03.2015	1010.610	<b>HEROS DES ARENES</b>	<b>D</b>	MOVIEBIZ	08.04.2015
1010.788	<b>DUFF, THE</b>	<b>D</b>	PATHE	09.07.2015	1010.816	<b>HIGHWAY TO HELLAS</b>	<b>D</b>	WB	26.11.2015
1011.099	<b>DÜĞÜN DERNEK 2</b>	<b>D</b>	DARK DIMENSIONS	03.12.2015	1010.885	<b>HISTOIRE DE FOU, UNE</b>	<b>D</b>	FILMCOOPI	11.11.2015
1010.703	<b>DUNKLE GEN, DAS</b>	<b>D</b>	FIRST HAND FILMS	28.05.2015	1010.343	<b>HITMAN: AGENT 47</b>	<b>D</b>	FOX	26.08.2015
1010.382	<b>DURAK</b>	<b>D</b>	TRIGON	08.01.2015	1009.688	<b>HOME (3D)</b>	<b>3D</b>	FOX	26.03.2015
1010.559	<b>DÜRRENMATT – EINE ...</b>	<b>D</b>	DCM FILM	15.10.2015	1010.657	<b>HOMME IDEAL, UN</b>	<b>D</b>	PRAESENS	01.04.2015
					1010.538	<b>HOMO FABER (TROIS FEMMES)</b>	<b>D</b>	FILMCOOPI	04.02.2015
<b>E</b>					1010.753	<b>HORIZON BEAUTIFUL</b>	<b>D</b>	STAMM	28.05.2015
1010.660	<b>EAU ARGENTEE, SYRIE UN ...</b>	<b>D</b>	ADOK FILMS	25.03.2015	1010.764	<b>HORIZONTES</b>	<b>D</b>	AARDVARK FILM ...	30.09.2015
1010.607	<b>ELSER – ER HÄTTE DIE WELT ...</b>	<b>D</b>	DCM FILM	16.04.2015	1010.287	<b>HOT PURSUIT</b>	<b>D</b>	WB	11.06.2015
1010.584	<b>EN EQUILIBRE</b>	<b>D</b>	FRENETIC	15.04.2015	1009.924	<b>HOTEL TRANSYLVANIA 2 (3D)</b>	<b>3D</b>	DISNEY	07.10.2015
1010.810	<b>EN MAI FAIS CE QU'IL TE PLAIT</b>	<b>D</b>	PATHE	04.11.2015	1010.960	<b>HOW TO CHANGE THE WORLD</b>	<b>D</b>	XENIX	17.09.2015
1009.275	<b>ENCHANTED KINGDOM (3D)</b>	<b>3D</b>	PATHE	05.03.2015	1010.838	<b>HRUTAR – RAMS</b>	<b>D</b>	XENIX	26.11.2015
1010.512	<b>ENQUETE, L'</b>	<b>D</b>	AGORA	11.02.2015	1010.744	<b>HUICHOLES</b>	<b>D</b>	MOVIEBIZ	07.05.2015
1010.122	<b>ENTOURAGE</b>	<b>D</b>	WB	24.06.2015	1009.865	<b>HUNGER GAMES, THE – PART 2 (3D)</b>	<b>3D</b>	IMPULS	18.11.2015
1010.494	<b>ENTRE AMIS</b>	<b>D</b>	PATHE	22.04.2015					
1010.677	<b>ER IST WIEDER DA</b>	<b>D</b>	PATHE	08.10.2015					
1011.104	<b>ERBE VON WILLY AMRHEIN, DAS - ...</b>	<b>D</b>	PRODUCER	05.12.2015	<b>I</b>				
1010.967	<b>ETUDIANTE ET MONSIEUR HENRI, L'</b>	<b>D</b>	FRENETIC	07.10.2015	1010.506	<b>ICH &amp; KAMINSKI</b>	<b>D</b>	ELITE	17.09.2015
1010.054	<b>EVEREST (3D)</b>	<b>3D</b>	UNIVERSAL	17.09.2015	1010.772	<b>ICH BIN DANN MAL WEG</b>	<b>D</b>	WB	24.12.2015
1010.716	<b>EWIGE LEBEN, DAS</b>	<b>D</b>	LOOK NOW!	28.05.2015	1010.839	<b>ICH SEH ICH SEH</b>	<b>D</b>	PRAESENS	30.07.2015
1010.334	<b>EX MACHINA</b>	<b>D</b>	UNIVERSAL	23.04.2015	1010.399	<b>IM KELLER</b>	<b>D</b>	PRAESENS	01.01.2015
					1010.741	<b>IMAGINE WAKING UP TOMORROW ...</b>	<b>D</b>	LOOK NOW!	05.11.2015
					1010.136	<b>IMITATION GAME, THE</b>	<b>D</b>	ELITE	22.01.2015
					1009.930	<b>IN THE HEART OF THE SEA (3D)</b>	<b>3D</b>	WB	03.12.2015
					1010.124	<b>INHERENT VICE</b>	<b>D</b>	WB	12.02.2015
					1010.165	<b>INSIDE OUT (3D)</b>	<b>3D</b>	DISNEY	17.06.2015
					1010.121	<b>INTERN, THE</b>	<b>D</b>	WB	24.09.2015
					1010.246	<b>INTERVIEW, THE</b>	<b>D</b>	DISNEY	28.01.2015
					1009.941	<b>INTO THE WOODS</b>	<b>D</b>	DISNEY	28.01.2015
					1011.015	<b>IO E LEI</b>	<b>D</b>	MORANDINI	01.10.2015
					1010.299	<b>IRAQI ODYSSEY (3D)</b>	<b>3D</b>	LOOK NOW!	05.03.2015
					1010.774	<b>IRRATIONAL MAN</b>	<b>D</b>	FRENETIC	14.10.2015
					1010.725	<b>ISLA MINIMA, LA</b>	<b>D</b>	PRAESENS	06.08.2015
					1010.633	<b>IXCANUL VOLCANO</b>	<b>D</b>	TRIGON	05.11.2015
					<b>J</b>				
					1011.041	<b>JANIS: LITTLE GIRL BLUE</b>	<b>D</b>	XENIX	24.12.2015
					1011.043	<b>JAZBAA</b>	<b>D</b>	SPOT ON	09.10.2015
					1010.727	<b>JE SUIS A VOUS TOUT DE SUITE</b>	<b>D</b>	COLUMBUS	30.09.2015
					1010.690	<b>JE SUIS MORT MAIS J'AI DES AMIS</b>	<b>D</b>	AGORA	22.07.2015
					1010.869	<b>JEUNESSE ALLEMANDE, UNE</b>	<b>D</b>	ADOK FILMS	24.09.2015
					1010.589	<b>JOURNAL D'UNE FEMME DE CHAMBRE</b>	<b>D</b>	PATHE	01.04.2015
					1010.340	<b>JOY</b>	<b>D</b>	FOX	30.12.2015
					1009.545	<b>JUPITER ASCENDING (3D)</b>	<b>3D</b>	WB	04.02.2015
					1009.415	<b>JURASSIC WORLD (3D)</b>	<b>3D</b>	UNIVERSAL	10.06.2015
					<b>K</b>				
					1011.051	<b>KAFES</b>	<b>D</b>	DARK DIMENSIONS	22.10.2015
					1010.679	<b>KÄPT'N SÄBELZAHN ...</b>	<b>D</b>	PRAESENS	07.05.2015
					1010.979	<b>KARA BELA</b>	<b>D</b>	DARK DIMENSIONS	24.09.2015
					1010.902	<b>KARTOFFELSALAT</b>	<b>D</b>	STAMM	23.07.2015
					1010.891	<b>KEEPER</b>	<b>D</b>	FILMCOOPI	28.10.2015
					1010.643	<b>KEN BUGUL – PERSONNE N'EN VEUT</b>	<b>D</b>	MOA	04.02.2015
					1010.905	<b>KILL YOUR FRIENDS</b>	<b>D</b>	ELITE	19.11.2015
					1009.589	<b>KINGSMAN: THE SECRET SERVICE</b>	<b>D</b>	FOX	18.02.2015
					1010.827	<b>KLEINE RABE SOCKE 2, DER ...</b>	<b>D</b>	IMPULS	30.07.2015
					1010.596	<b>KNIGHT OF CUPS</b>	<b>D</b>	ELITE	03.09.2015
					1010.673	<b>KOCAN KADAR KONUS</b>	<b>D</b>	DARK DIMENSIONS	26.03.2015
					1010.972	<b>KÖPEK</b>	<b>D</b>	CINEWORX	10.12.2015
					1010.423	<b>KRAMPUS</b>	<b>D</b>	UNIVERSAL	03.12.2015
					1010.735	<b>KÜHE, KÄSE UND 3 KINDER</b>	<b>D</b>	FRENETIC	11.06.2015
					<b>L</b>				
					1010.791	<b>LAMB</b>	<b>D</b>	TRIGON	16.09.2015
					1010.456	<b>LAST WITCH HUNTER, THE</b>	<b>D</b>	ELITE	21.10.2015
					1010.762	<b>LEARNING TO DRIVE</b>	<b>D</b>	PRAESENS	28.05.2015



1010.543	<b>LEGEND</b>	D	IMPULS	30.12.2015
1010.213	<b>LIFE</b>	D	ELITE	01.10.2015
1010.522	<b>LIFE IN PROGRESS</b>	D	FILMBRINGER	05.03.2015
1010.766	<b>LIMONATA</b>	D	DARK DIMENSIONS	30.04.2015
1009.934	<b>LITTLE CHAOS, A</b>	D	ELITE	30.04.2015
1010.503	<b>LITTLE DEATH, THE</b>	D	IMPULS	02.04.2015
1010.502	<b>LITTLE PRINCE, THE (3D)</b>	3D	IMPULS	29.07.2015
1010.780	<b>LOI DU MARCHE, LA</b>	D	XENIX	27.05.2015
1010.269	<b>LOIN DES HOMMES</b>	D	PATHE	28.01.2015
1010.683	<b>LOIN DU BAL</b>	D	PRODUCER	15.04.2015
1010.670	<b>LOLO</b>	D	IMPULS	28.10.2015
1009.544	<b>LONGEST RIDE, THE</b>	D	FOX	30.04.2015
1010.842	<b>LOOK OF SILENCE, THE</b>	D	PRAESENS	01.10.2015
1010.870	<b>LOUDER THAN BOMBS</b>	D	FRENETIC	16.12.2015
1010.449	<b>LOVE &amp; MERCY</b>	D	ELITE	11.06.2015
1010.840	<b>LOVE (3D)</b>	3D	PRAESENS	26.08.2015
1010.632	<b>LOVE ISLAND</b>	D	TRIGON	17.06.2015
1010.989	<b>LOVE THE COOPERS</b>	D	IMPULS	03.12.2015

## M

1009.914	<b>MAD MAX: FURY ROAD (3D)</b>	3D	WB	14.05.2015
1010.211	<b>MAGIC MIKE XXL</b>	D	WB	08.07.2015
1010.097	<b>MAN FROM U.N.C.L.E., THE</b>	D	WB	13.08.2015
1010.156	<b>MARA UND DER FEUERBRINGER</b>	D	PATHE	02.04.2015
1010.763	<b>MARGUERITE</b>	D	PRAESENS	23.09.2015
1010.186	<b>MARTIAN, THE (3D)</b>	D	FOX	01.10.2015
1010.700	<b>MASAAN</b>	D	PATHE	24.06.2015
1010.699	<b>MASQUE DE SAN, LE</b>	D	MOA	03.06.2015
1010.814	<b>MASSS</b>	D	MOVIESTAR	29.05.2015
1010.443	<b>MAZE RUNNER: THE SCORCH ... (3D)</b>	3D	FOX	23.09.2015
1010.694	<b>ME AND EARL AND THE DYING GIRL</b>	D	FOX	02.09.2015
1010.912	<b>MEDITERRANEA</b>	D	DCM FILM	05.11.2015
1010.347	<b>MEN &amp; CHICKEN</b>	D	DCM FILM	02.07.2015
1010.654	<b>MERZLUFT</b>	D	PIXIU FILMS	08.02.2015
1010.833	<b>MESSI – STORIA DI UN CAMPIONE</b>	D	MORANDINI	01.06.2015
1010.621	<b>METAMORPHOSES</b>	D	CINEMATHEQUE SUISSE	01.04.2015
1010.680	<b>MIA MADRE</b>	D	FRENETIC	21.05.2015
1010.803	<b>MICROBE ET GASOIL</b>	D	FRENETIC	08.07.2015
1009.253	<b>MINIONS (3D)</b>	3D	UNIVERSAL	02.07.2015
1009.907	<b>MISSION: IMPOSSIBLE – ROGUE NATION</b>	D	UNIVERSAL	06.08.2015
1010.129	<b>MITTEN INS LAND</b>	D	FRENETIC	05.02.2015
1010.706	<b>MOMENT D'EGAREMENT, UN</b>	D	PRAESENS	17.06.2015
1010.604	<b>MON ROI</b>	D	FRENETIC	21.10.2015
1010.491	<b>MOOMINS SUR LA RIVIERA, LES</b>	D	PRAESENS	28.01.2015
1009.932	<b>MORTDECAI</b>	D	ELITE	21.01.2015
1010.535	<b>MOST VIOLENT YEAR, A</b>	D	ELITE	08.04.2015
1010.627	<b>MR. HOLMES</b>	D	ELITE	16.07.2015
1010.523	<b>MR. KAPLAN</b>	D	TRIGON	19.08.2015
1010.452	<b>MUCIZE</b>	D	DARK DIMENSIONS	01.01.2015
1010.939	<b>MULTIPLE SCHICKSALE – vom ...</b>	D	SPOT ON	22.10.2015
1010.560	<b>MUNE – LE GARDIEN DE LA LUNE (3D)</b>	D	PRAESENS	05.02.2015
1010.940	<b>MUSTANG</b>	D	AGORA	23.09.2015
1011.026	<b>MY SKINNY SISTER</b>	D	FIRST HAND FILMS	05.11.2015

## N

1010.665	<b>NABAT</b>	D	TRIGON	14.05.2015
1010.094	<b>NANNY, DER</b>	D	WB	26.03.2015
1011.120	<b>NATALE COL BOSS</b>	D	MORANDINI	17.12.2015
1010.767	<b>NIYAZI GÜL DÖRTNALA</b>	D	DARK DIMENSIONS	14.05.2015
1010.968	<b>NOCHE SIN LUNA, UNA</b>	D	FIRST HAND FILMS	17.12.2015
1010.746	<b>NOI E LA GIULIA</b>	D	AURA	09.04.2015
1010.653	<b>NOME DEL FIGLIO, IL</b>	D	MORANDINI	19.02.2015
1010.755	<b>NOUS TROIS OU RIEN</b>	D	COLUMBUS	18.11.2015
1011.084	<b>NOUVEAU, LE</b>	D	PRAESENS	30.12.2015
1010.675	<b>NOUVELLES AVENTURES D'ALADIN, LES</b>	D	PATHE	14.10.2015

## O

1010.787	<b>O MENINO E O MUNDO</b>	D	WALDNER	24.12.2015
1010.547	<b>OASIS DES MENDIANTS, L'</b>	D	JMH	18.03.2015
1010.889	<b>OCHO APELLIDOS VASCOS</b>	D	SPOT ON	23.07.2015

1010.751	<b>OMBRE DES FEMMES, L'</b>	D	ADOK FILMS	03.06.2015
1010.646	<b>ON VOULAIT TOUT CASSER</b>	D	JMH	03.06.2015
1010.913	<b>OOOPS! NOAH IS GONE (3D)</b>	3D	MOVIEBIZ	27.08.2015
1010.438	<b>OSTWIND 2</b>	D	PATHE	14.05.2015
1008.284	<b>OUIJA</b>	D	UNIVERSAL	26.02.2015
1010.884	<b>OUR LITTLE SISTER – UMIMACHI ...</b>	D	TRIGON	28.10.2015

## P

1010.517	<b>PADRONE E SOTTO</b>	D	VINCA FILM	22.01.2015
1010.873	<b>PALMIRA, LA: COMLOTTO NEL ...</b>	D	MORANDINI	15.10.2015
1010.043	<b>PAN (3D)</b>	3D	WB	08.10.2015
1010.678	<b>PANTALLA DESNUDA, LA – THE ...</b>	D	TRIGON	18.03.2015
1010.493	<b>PAPA OU MAMAN</b>	D	PATHE	04.02.2015
1010.366	<b>PAPER TOWNS</b>	D	FOX	30.07.2015
1009.787	<b>PARANORMAL ACTIVITY: THE ...</b>	3D	UNIVERSAL	21.10.2015
1010.702	<b>PARCOURS D'AMOUR</b>	D	ARTHOUSE	21.05.2015
1011.045	<b>PARTICLE FEVER</b>	D	SPOT ON	09.08.2015
1010.748	<b>PASSION D'AUGUSTINE, LA</b>	D	FILMCOOPI	21.10.2015
1010.404	<b>PAUL BLART: MALL COP 2</b>	D	DISNEY	09.04.2015
1010.861	<b>PAWN SACRIFICE</b>	D	ELITE	24.12.2015
1009.357	<b>PEANUTS MOVIE, THE (3D)</b>	3D	FOX	05.11.2015
1010.669	<b>PEPE MUJICA – EL PRESIDENTE</b>	D	FILMCOOPI	07.05.2015
1010.845	<b>PERFECT DAY, A</b>	D	PRAESENS	12.11.2015
1010.658	<b>PEU, BEAUCOUP, AVEUGLEMENT, UN</b>	D	JMH	06.05.2015
1010.961	<b>PHANTOM</b>	D	SPOT ON	28.08.2015
1010.358	<b>PHANTOM BOY</b>	D	AGORA	14.10.2015
1010.496	<b>PIGEON SAT ON A BRANCH ...</b>	D	LOOK NOW!	15.01.2015
1010.053	<b>PITCH PERFECT 2</b>	D	UNIVERSAL	14.05.2015
1010.872	<b>PITZA E DATTERI</b>	D	MORANDINI	18.06.2015
1010.264	<b>PIXELS (3D)</b>	D	DISNEY	22.07.2015
1010.045	<b>POLTERGEIST (3D)</b>	3D	FOX	28.05.2015
1010.495	<b>POURQUOI J'AI PAS MANGE MON ...</b>	3D	PATHE	08.04.2015
1011.080	<b>PREM RATAN DHAN PAYO</b>	D	SPOT ON	12.11.2015
1010.903	<b>PREMIERS CRUS</b>	D	PRAESENS	30.09.2015
1010.445	<b>PRESIDENT, THE</b>	D	FRENETIC	18.03.2015
1011.118	<b>PROFESSOR CENERENTOLO, IL</b>	D	MORANDINI	10.12.2015
1010.659	<b>PROFS 2, LES</b>	D	JMH	01.07.2015
1010.911	<b>PROGRAM, THE</b>	D	IMPULS	07.10.2015
1010.761	<b>PROPHETE, LE</b>	D	PRAESENS	23.12.2015
1010.900	<b>PURA VIDA – QUER DURCH ECUADOR</b>	D	MOVIEBIZ	17.09.2015

## Q

1010.662	<b>QUEEN AND COUNTRY</b>	D	ADOK FILMS	15.04.2015
1010.805	<b>QUI C'EST LES PLUS FORTS?</b>	D	FRENETIC	10.06.2015

## R

1010.603	<b>RAGAZZO INVISIBILE, IL</b>	D	PATHE	22.01.2015
1010.457	<b>RANCON DE LA GLOIRE, LA</b>	D	PRAESENS	07.01.2015
1010.546	<b>RED ARMY</b>	D	FRENETIC	26.02.2015
1010.284	<b>REFUGIADO</b>	D	TRIGON	11.03.2015
1010.739	<b>REGRESSION</b>	D	ELITE	01.10.2015
1010.254	<b>RELATOS SALVAJES</b>	D	PATHE	08.01.2015
1010.375	<b>RICKI AND THE FLASH</b>	D	DISNEY	02.09.2015
1010.407	<b>RICO, OSKAR UND DAS ...</b>	D	FOX	11.06.2015
1010.799	<b>RIDER JACK</b>	D	VINCA FILM	20.08.2015
1010.708	<b>ROBIN DES BOIS, LA VERITABLE ...</b>	D	JMH	15.04.2015
1010.099	<b>RUN ALL NIGHT</b>	D	WB	11.03.2015

## S

1010.975	<b>SAM</b>	D	PRODUCER	04.09.2015
1009.974	<b>SAN ANDREAS (3D)</b>	3D	WB	27.05.2015
1010.951	<b>SANGUE DEL MIO SANGUE</b>	D	FILMCOOPI	17.09.2015
1010.715	<b>SAPIENZA, LA</b>	D	CINEMATHEQUE SUISSE	06.05.2015
1010.266	<b>SCELLEN-URSLI</b>	D	FRENETIC	15.10.2015
1010.758	<b>SCORPIONS – FOREVER AND A DAY</b>	D	XENIX	30.07.2015
1010.179	<b>SECOND BEST EXOTIC MARIGOLD ...</b>	D	FOX	01.04.2015
1010.698	<b>SECONDE MERE, UNE (QUE ...)</b>	D	FILMCOOPI	24.06.2015
1010.262	<b>SELF/LESS</b>	D	ELITE	29.07.2015
1010.492	<b>SELMA</b>	D	PATHE	19.02.2015
1011.044	<b>SHAANDAAR</b>	D	SPOT ON	22.10.2015

1009.840	<b>SHAUN THE SHEEP MOVIE</b>	<b>D</b>	IMPULS	12.02.2015	1011.028	<b>VECCHI PAZZI</b>	<b>D</b>	VEGA	08.10.2015
1010.470	<b>SI ACCETTANO MIRACOLI</b>	<b>D</b>	MORANDINI	01.01.2015	1010.786	<b>VICTORIA</b>	<b>D</b>	FILMCOOPI	18.06.2015
1010.815	<b>SICARIO</b>	<b>D</b>	IMPULS	07.10.2015	1010.947	<b>VIE TRES PRIVEE DE MONSIEUR SIM, LA</b>	<b>D</b>	PRAESENS	16.12.2015
1011.042	<b>SINGH IS BLING</b>	<b>D</b>	SPOT ON	03.10.2015	1010.312	<b>VIKTORIA – A TALE OF GRACE AND ...</b>	<b>D</b>	MOVIEBIZ	23.04.2015
1010.672	<b>SON MEKTUP</b>	<b>D</b>	DARK DIMENSIONS	19.03.2015	1010.548	<b>VISIT, THE</b>	<b>D</b>	UNIVERSAL	24.09.2015
1010.867	<b>SON OF SAUL</b>	<b>D</b>	AGORA	04.11.2015	1010.856	<b>VISIT, THE – AN ALIEN ENCOUNTER</b>	<b>D</b>	CINELIBRE	08.10.2015
1010.765	<b>SONG FROM THE FOREST</b>	<b>D</b>	ARTHOUSE	18.06.2015	1010.943	<b>VOLANTE, LA</b>	<b>D</b>	ADOK FILMS	02.09.2015
1010.628	<b>SOUTHPAW</b>	<b>D</b>	ELITE	19.08.2015	1010.630	<b>VOYAGE EN CHINE</b>	<b>D</b>	AGORA	25.03.2015
1010.439	<b>SOUVENIRS, LES</b>	<b>D</b>	PATHE	14.01.2015					
1010.645	<b>SPARTIATES</b>	<b>D</b>	FILMCOOPI	22.04.2015					
1009.922	<b>SPECTRE – 007</b>	<b>D</b>	DISNEY	05.11.2015	<b>W</b>				
1009.754	<b>SPONGEBOB MOVIE, THE: ...</b>	<b>3D</b>	UNIVERSAL	12.02.2015	1010.686	<b>WALK IN THE WOODS, A</b>	<b>D</b>	ELITE	19.11.2015
1009.913	<b>SPY</b>	<b>D</b>	FOX	04.06.2015	1010.488	<b>WALK, THE (3D)</b>	<b>3D</b>	DISNEY	22.10.2015
1010.936	<b>STAAT GEGEN FRITZ BAUER, DER</b>	<b>D</b>	LOOK NOW!	01.10.2015	1010.315	<b>WATER DIVINER, THE</b>	<b>D</b>	UNIVERSAL	15.04.2015
1010.704	<b>STAR</b>	<b>D</b>	TRIGON	09.07.2015	1010.826	<b>WE ARE YOUR FRIENDS</b>	<b>D</b>	IMPULS	26.08.2015
1009.942	<b>STAR WARS: THE FORCE ...</b>	<b>3D</b>	DISNEY	16.12.2015	1011.013	<b>WELTREKORD AUF DEM ...</b>	<b>D</b>	PRODUCER	26.09.2015
1010.710	<b>STEVE JOBS</b>	<b>D</b>	UNIVERSAL	12.11.2015	1010.477	<b>WHAT WE DO IN THE SHADOWS</b>	<b>D</b>	FRENETIC	01.01.2015
1010.530	<b>STILL ALICE</b>	<b>D</b>	FRENETIC	26.02.2015	1010.511	<b>WHEN MARNIE WAS THERE</b>	<b>D</b>	FRENETIC	28.01.2015
1010.712	<b>STRAIGHT OUTTA COMPTON</b>	<b>D</b>	UNIVERSAL	27.08.2015	1010.602	<b>WHILE WE'RE YOUNG</b>	<b>D</b>	PATHE	16.07.2015
1010.651	<b>STREIF – ONE HELL OF A RIDE</b>	<b>D</b>	MOVIEBIZ	05.03.2015	1010.876	<b>WHITE GOD – FEHER ISTEN</b>	<b>D</b>	ARTHOUSE	06.08.2015
1010.904	<b>SUBURRA</b>	<b>D</b>	PRAESENS	22.10.2015	1010.236	<b>WILD</b>	<b>D</b>	FOX	14.01.2015
1010.288	<b>SUFFRAGETTE</b>	<b>D</b>	PATHE	18.11.2015	1010.078	<b>WILD CARD</b>	<b>D</b>	ELITE	25.02.2015
1010.521	<b>SUITE FRANCAISE</b>	<b>D</b>	PATHE	01.04.2015	1010.460	<b>WILD WOMEN – GENTLE BEASTS</b>	<b>D</b>	XENIX	17.09.2015
1010.847	<b>SUMMER OF SANGAILE, THE</b>	<b>D</b>	AGORA	29.07.2015	1011.039	<b>WINTERGAST</b>	<b>D</b>	LOOK NOW!	29.10.2015
1010.723	<b>SWEET GIRLS</b>	<b>D</b>	SPOT ON	27.05.2015	1010.181	<b>WOLF TOTEM (3D)</b>	<b>3D</b>	PATHE	25.02.2015
					1010.681	<b>WOLFPACK, THE</b>	<b>D</b>	XENIX	07.10.2015
					1010.507	<b>WOMAN IN BLACK, THE: ANGEL ...</b>	<b>D</b>	ELITE	14.01.2015
					1010.555	<b>WOMAN IN GOLD</b>	<b>D</b>	ELITE	28.05.2015
<b>T</b>									
1010.209	<b>TAKEN 3</b>	<b>D</b>	JMH	08.01.2015					
1010.558	<b>TALENT DE MES AMIS, LE</b>	<b>D</b>	FRENETIC	06.05.2015	<b>X</b>				
1011.079	<b>TAMASHA</b>	<b>D</b>	SPOT ON	10.12.2015	1010.592	<b>X+Y</b>	<b>D</b>	PRAESENS	30.04.2015
1010.689	<b>TAPIS ROUGE</b>	<b>D</b>	PRODUCER	13.05.2015					
1010.692	<b>TAXI TEHERAN</b>	<b>D</b>	FILMCOOPI	15.04.2015	<b>Y</b>				
1009.839	<b>TED 2</b>	<b>D</b>	UNIVERSAL	25.06.2015	1010.807	<b>YES NO MAYBE</b>	<b>D</b>	VINCA FILM	19.11.2015
1009.692	<b>TERMINATOR: GENISYS (3D)</b>	<b>3D</b>	UNIVERSAL	01.07.2015	1010.760	<b>YOUTH</b>	<b>D</b>	PRAESENS	28.05.2015
1010.432	<b>TERRE BATTUE</b>	<b>D</b>	AGORA	14.01.2015					
1010.648	<b>TETE HAUTE, LA</b>	<b>D</b>	JMH	13.05.2015	<b>Z</b>				
1010.642	<b>TETRO ROUGE</b>	<b>D</b>	PRODUCER	26.03.2015	1010.504	<b>ZU ENDE LEBEN</b>	<b>D</b>	FILMCOOPI	16.04.2015
1010.994	<b>THAT SUGAR FILM</b>	<b>D</b>	SPOT ON	26.11.2015					
1010.497	<b>THEEB</b>	<b>D</b>	TRIGON	08.04.2015					
1010.455	<b>THOMAS HIRSCHHORN – GRAMSCI ...</b>	<b>D</b>	CINEWORX	29.01.2015					
1010.465	<b>TIBETAN WARRIOR</b>	<b>D</b>	DOKLAB	12.02.2015					
1010.268	<b>TIEMPO NUBLADO, EL</b>	<b>D</b>	CINEWORX	07.05.2015					
1010.490	<b>TINKER BELL AND THE LEGEND ...</b>	<b>3D</b>	DISNEY	08.04.2015					
1010.855	<b>TOMORROW (DEMAIN)</b>	<b>D</b>	FILMCOOPI	16.12.2015					
1009.767	<b>TOMORROWLAND</b>	<b>D</b>	DISNEY	20.05.2015					
1010.756	<b>TOUT NOUVEAU TESTAMENT, LE</b>	<b>D</b>	FRENETIC	02.09.2015					
1010.554	<b>TOUTE PREMIERE FOIS</b>	<b>D</b>	PRAESENS	28.01.2015					
1009.714	<b>TRACE, LA</b>	<b>D</b>	PRODUCER	01.04.2015					
1010.052	<b>TRAINWRECK</b>	<b>D</b>	UNIVERSAL	13.08.2015					
1010.479	<b>TRANSPORTER REFUELED, THE</b>	<b>D</b>	JMH	03.09.2015					
1010.178	<b>TRAUMFRAUEN</b>	<b>D</b>	WB	19.02.2015					
1010.775	<b>TROIS SOUVENIRS DE MA ...</b>	<b>D</b>	XENIX	03.06.2015					
1010.556	<b>TRUMAN</b>	<b>D</b>	ELITE	30.10.2015					
<b>U</b>									
1010.864	<b>ULTIMO TANGO, EL</b>	<b>D</b>	XENIX	05.11.2015					
1010.717	<b>UMRIKA</b>	<b>D</b>	ELITE	25.06.2015					
1010.879	<b>UN + UNE</b>	<b>D</b>	ELITE	09.12.2015					
1009.793	<b>UNBROKEN</b>	<b>D</b>	UNIVERSAL	07.01.2015					
1010.713	<b>UNFRIENDED – UNKNOWN USER</b>	<b>D</b>	UNIVERSAL	18.06.2015					
1010.461	<b>UNTER DER HAUT</b>	<b>D</b>	XENIX	26.02.2015					
1010.294	<b>USFAHRT OERLIKE</b>	<b>D</b>	FRENETIC	29.01.2015					
1010.372	<b>UTTAMA VILLAIN</b>	<b>D</b>	AANNA FILMS	30.04.2015					
<b>V</b>									
1011.119	<b>VACANZE AI CARAIBI</b>	<b>D</b>	MORANDINI	17.12.2015					
1010.252	<b>VACATION</b>	<b>D</b>	WB	12.08.2015					
1010.830	<b>VALLEY OF LOVE</b>	<b>D</b>	FRENETIC	17.06.2015					
1010.866	<b>VAMPIR AUF DER COUCH, DER</b>	<b>D</b>	OUTSIDE THE BOX	23.07.2015					
1010.745	<b>VANITE, LA</b>	<b>D</b>	FRENETIC	30.09.2015					



# CINEMA SCREENS BY PLACE A-Z 2015

OFC registered; \*3D = 3D-Digital Projection (2K/4K), \*D = Digital Projection (2K/4K)

PLACE	SCREEN	PART	SEATS	PLACE	SCREEN	PART	SEATS	PLACE	SCREEN	PART	SEATS
<b>A</b>				Basel	Pathé Küchlin 6 *3D	CHD	190	Biel	Cinedome 02 *3D	CHD	96
Aarau	Freier Film *D	CHD	60	Basel	Pathé Küchlin 7 *3D	CHD	316	Biel	Cinedome 03 *D	CHD	96
Aarau	Ideal 1 *3D	CHD	289	Basel	Pathé Küchlin 8 *3D	CHD	190	Biel	Cinedome 04 *D	CHD	102
Aarau	Ideal 2 *3D	CHD	168	Basel	Plaza *3D	CHD	433	Biel	Cinedome 05 *3D	CHD	108
Aarau	Ideal 3 *D	CHD	141	Basel	Rex 1 *3D	CHD	340	Biel	Filmpodium *D	CHD	76
Aarau	Ideal 4 *D	CHD	78	Basel	Rex 2 *3D	CHD	208	Biel	Lido 1 *3D	CHD	256
Aarau	Schloss 1 *D	CHD	165	Basel	Stadt kino *D	CHD	99	Biel	Lido 2 *D	CHD	256
Aarau	Schloss 2 *3D	CHD	161	Basel	Studio Central *D	CHD	194	Biel	Rex 1 *3D	CHD	379
Aarberg	Royal 1 *3D	CHD	164	Bellinzona	Forum 1 *3D	CHI	243	Biel	Rex 2 *D	CHD	118
Aarberg	Royal 2 *3D	CHD	32	Bellinzona	Forum 2 *3D	CHI	119	Brienz	Kino Brienz *3D	CHD	148
Abtwil	Cinedome 1 *D	CHD	564	Belp	um die Ecke 1 *3D	CHD	128	Brig-Glis	Capitol *3D	CHD	143
Abtwil	Cinedome 2 *3D	CHD	341	Belp	um die Ecke 2 *D	CHD	70	Brugg	Odeon *D	CHD	187
Abtwil	Cinedome 3 *3D	CHD	197	Bern	Alhambra *3D	CHD	400	Brugg	youcinema *3D	CHD	160
Abtwil	Cinedome 4 *D	CHD	110	Bern	Capitol 1 *D	CHD	443	Brunnen	Kino Brunnen *D	CHD	107
Abtwil	Cinedome 5 *D	CHD	110	Bern	Capitol 2 *D	CHD	117	Bülach	ABC *3D	CHD	281
Abtwil	Cinedome 6 *3D	CHD	144	Bern	CineABC *D	CHD	219	Bülach	Bambi *3D	CHD	139
Abtwil	Cinedome 7 *3D	CHD	144	Bern	CineBubenberg *3D	CHD	348	Bulle	Le Prado 1 *3D	CHF	159
Abtwil	Cinedome 8 *3D	CHD	255	Bern	CineCamera *D	CHD	152	Bulle	Le Prado 2 *D	CHF	82
Acquarossa	Blenio *D	CHI	170	Bern	CineClub *D	CHD	330	Bulle	Le Prado 3 *3D	CHF	119
Adelboden	Rex *3D	CHD	210	Bern	Cinématte	CHD	100	Burgdorf	Krone *D	CHD	222
Affoltern a.A.	Kinof. Lux *D	CHD	240	Bern	CineMovie 1 *D	CHD	165	Burgdorf	Rex *3D	CHD	255
Aigle	Cosmopolis 1 *3D	CHF	244	Bern	CineMovie 2 *D	CHD	99				
Aigle	Cosmopolis 2 *D	CHF	91	Bern	CineMovie 3 *D	CHD	50	<b>C</b>			
Aigle	Cosmopolis 3 *3D	CHF	117	Bern	City 1 *D	CHD	258	Carouge	Arena 01 *3D	CHF	72
Airolo	Leventina	CHI	90	Bern	City 2 *D	CHD	103	Carouge	Arena 02 *3D	CHF	165
Altdorf	Leuzinger *3D	CHD	295	Bern	City 3 *D	CHD	50	Carouge	Arena 03 *3D	CHF	155
Ascona	Otello *3D	CHI	160	Bern	Gotthard *3D	CHD	370	Carouge	Arena 04 *3D	CHF	464
Aubonne	Rex *3D	CHF	138	Bern	Jura 1 *3D	CHD	380	Carouge	Arena 05 *3D	CHF	102
				Bern	Jura 2 *3D	CHD	171	Carouge	Arena 06 *3D	CHF	151
				Bern	Jura 3 *3D	CHD	105	Carouge	Arena 07 *3D	CHF	232
<b>B</b>				Bern	Kellerkino *D	CHD	55	Carouge	Arena 08 *3D	CHF	106
Baar	Lux *3D	CHD	247	Bern	Kino in der Reitschule	CHD	100	Carouge	Arena 09 *3D	CHF	81
Baden	Sterk 1 *D	CHD	118	Bern	Lichtspiel *D	CHD	80	Carouge	BIO *D	CHF	194
Baden	Sterk 2 *D	CHD	100	Bern	Pathé Westside01 *3D	CHD	495	Carouge	BIO-Vidéo	CHF	20
Baden	Trafo 1 *D	CHD	401	Bern	Pathé Westside02 *D	CHD	122	Carrouge	du Jorat *3D	CHF	200
Baden	Trafo 2 *3D	CHD	252	Bern	Pathé Westside03 *3D	CHD	147	Château-d'Oex	cinEden *3D	CHF	164
Baden	Trafo 3 *3D	CHD	169	Bern	Pathé Westside04 *D	CHD	122	Châtel-St-Denis	Sirius *3D	CHF	153
Baden	Trafo 4 *D	CHD	185	Bern	Pathé Westside05 *3D	CHD	122	Chexbres	Grande Salle *D	CHF	220
Baden	Trafo 5 *D	CHD	211	Bern	Pathé Westside06 *3D	CHD	147	Chur	Apollo *3D	CHD	334
Balzers	Schlosskino *D	CHD	178	Bern	Pathé Westside07 *3D	CHD	147	Chur	Quader *3D	CHD	232
Balzers	TaKino *D	CHD	99	Bern	Pathé Westside08 *3D	CHD	279	Chur	Stadthof *D	CHD	72
Basel	Capitol 1 *D	CHD	406	Bern	Pathé Westside09 *3D	CHD	279	Chur	Studio *D	CHD	98
Basel	Capitol 2 *D	CHD	125	Bern	Pathé Westside10 *3D	CHD	408	Collonge-Bellerive	Margand	CHF	120
Basel	kult.kino Atelier1 *D	CHD	96	Bern	Pathé Westside11 *3D	CHD	164	Cossonay	Casino *3D	CHF	156
Basel	kult.kino Atelier2 *D	CHD	125	Bern	Rex 1 *D	CHD	100	Couvét	Colisée *D	CHF	207
Basel	kult.kino Atelier3 *3D	CHD	185	Bern	Rex 2 *D	CHD	56	Crans-sur-Sierre*	Cinécran *3D	CHF	180
Basel	kult.kino Atelier4 *D	CHD	102	Bern	Royal *D	CHD	301				
Basel	kult.kino Atelier5 *D	CHD	49	Bern	Splendid 1 *3D	CHD	233	<b>D</b>			
Basel	kult.kino Camera 1 *D	CHD	70	Bern	Splendid 2 *3D	CHD	112	Davos	Arkaden *3D	CHD	145
Basel	kult.kino Camera 2 *D	CHD	142	Bévilard	Palace *3D	CHF	235	Delémont	Cinemont 01 *3D	CHF	372
Basel	Pathé Küchlin 1 *3D	CHD	499	Bex	Grain d'Sel *3D	CHF	130	Delémont	Cinemont 02 *D	CHF	112
Basel	Pathé Küchlin 2 *D	CHD	149	Biel	Apollo *3D	CHD	387	Delémont	Cinemont 03 *D	CHF	94
Basel	Pathé Küchlin 3 *D	CHD	303	Biel	Beluga *3D	CHD	243	Delémont	Cinemont 04 *D	CHF	161
Basel	Pathé Küchlin 4 *3D	CHD	154	Biel	Cinedome 01 *3D	CHD	255	Delémont	La Grange *3D	CHF	101
Basel	Pathé Küchlin 5 *3D	CHD	316								

PLACE	SCREEN	PART	SEATS	PLACE	SCREEN	PART	SEATS	PLACE	SCREEN	PART	SEATS
Delémont	Lido *3D	CHF	500	Genève	Balexert 13 *D	CHF	217	Lausanne	CityClub	CHF	248
Dietikon	Capitol *3D	CHD	206	Genève	C.Grütli HL *D	CHF	70	Lausanne	Flon 1 *3D	CHF	484
Dietlikon	Pathé 01 *3D	CHD	260	Genève	C.Grütli MS *D	CHF	200	Lausanne	Flon 2 *D	CHF	273
Dietlikon	Pathé 02 *3D	CHD	381	Genève	Ciné 17 *3D	CHF	81	Lausanne	Flon 3 *3D	CHF	271
Dietlikon	Pathé 03 *3D	CHD	485	Genève	Cinélux *D	CHF	106	Lausanne	Flon 4 *3D	CHF	191
Dietlikon	Pathé 04 *3D	CHD	203	Genève	Cinerama Empire *3D	CHF	315	Lausanne	Flon 5 *D	CHF	191
Dietlikon	Pathé 05 *3D	CHD	203	Genève	Le City *D	CHF	198	Lausanne	Flon 6	CHF	264
Dietlikon	Pathé 06 *3D	CHD	192	Genève	Nord-Sud *D	CHF	305	Lausanne	Flon 7 *D	CHF	270
Dietlikon	Pathé 07 *D	CHD	164	Genève	Rex 1 *3D	CHF	408	Lausanne	Galleries 1 *3D	CHF	121
Dietlikon	Pathé 08 *3D	CHD	163	Genève	Rex 2 *3D	CHF	155	Lausanne	Galleries 2 *D	CHF	125
Dietlikon	Pathé 09 *D	CHD	152	Genève	Rex 3 *3D	CHF	209	Lausanne	Galleries 3 *D	CHF	125
Dietlikon	Pathé 10 *3D	CHD	32	Genève	Rialto Cornavin 1 *3D	CHF	177	Lausanne	Galleries 4 *D	CHF	125
Dübendorf	Orion *D	CHD	208	Genève	Rialto Cornavin 2 *3D	CHF	121	Lausanne	Galleries 5 *3D	CHF	297
				Genève	Rialto Cornavin 3 *3D	CHF	438	Lausanne	Galleries 6 *3D	CHF	144
<b>E</b>				Genève	Rialto Cornavin 4 *D	CHF	55	Lausanne	Galleries 7 *D	CHF	66
Echallens	Cinéma d'Echallens *3D	CHF	256	Genève	Rialto Cornavin 5 *D	CHF	55	Lausanne	Galleries 8 *D	CHF	71
Einsiedeln	Cineboxx 1 *3D	CHD	272	Genève	Rialto Cornavin 6 *D	CHF	90	Lausanne	Le Zinéma 1 *D	CHF	23
Einsiedeln	Cineboxx 2 *3D	CHD	73	Genève	Rialto Cornavin 7 *3D	CHF	84	Lausanne	Le Zinéma 2 *D	CHF	18
Emmenbrücke	Maxx 01 *3D	CHD	166	Genève	Scala I *D	CHF	190	Le Locle	Ciné-club du Casino *D	CHF	250
Emmenbrücke	Maxx 02 *3D	CHD	424	Genève	Scala II *D	CHF	90	Le Noirmont	Cinélucarne *D	CHF	110
Emmenbrücke	Maxx 03 *D	CHD	588	Genève	Scala III *D	CHF	90	Le Sentier	La Bobine *3D	CHF	200
Emmenbrücke	Maxx 04 *D	CHD	168	Grenchen	Palace *3D	CHD	231	Lenk i. S.	Cinema Lenk *3D	CHF	182
Emmenbrücke	Maxx 05 *3D	CHD	250	Grenchen	Rex *3D	CHD	270	Lenzburg	Löwen *3D	CHD	195
Emmenbrücke	Maxx 06 *3D	CHD	250	Gstaad	Ciné-Theater *3D	CHD	203	Lenzburg	Urban *3D	CHD	326
Emmenbrücke	Maxx 07 *3D	CHD	168					Les Breuleux	Lux *3D	CHF	153
Emmenbrücke	Maxx 08 *D	CHD	168	<b>H</b>				Leysin	Regency *3D	CHF	187
Engelberg	Cinema Engelberg *D	CHD	103	Heerbrugg	Theater Madlen *3D	CHD	250	Liestal	Landkino *D	CHD	62
Ennetbürgen	Villa Honegg	CHD	20	Heiden	Rosental *D	CHD	135	Liestal	Oris *3D	CHD	193
				Herisau	CineTreff 1 *D	CHD	138	Liestal	Sputnik *D	CHD	62
				Herisau	CineTreff 2 *D	CHD	63	Locarno	Rialto 1 il Cinema *3D	CHI	176
<b>F</b>								Locarno	Rialto 2 il Cinema *3D	CHI	104
Falera	la fermata	CHD	300					Locarno	Rialto 3 il Cinema *D	CHI	91
Frauenfeld	Luna 1 *D	CHD	80	Ilanz	Sil Platz *D	CHD	52	Lugano	Arthouse LUX *D	CHI	264
Frauenfeld	Luna 2 *D	CHD	32	Ins	Inskino *3D	CHD	80	Lugano	CineStar 01 *D	CHI	217
Frauenfeld	Schlosskino *3D	CHD	141	Interlaken	Rex *3D	CHD	240	Lugano	CineStar 02 *3D	CHI	247
Freienstein	Neues Kino *3D	CHD	120	Interlaken	Rex Piccolo *3D	CHD	96	Lugano	CineStar 03 *3D	CHI	412
Fribourg	Arena 01 *3D	CHF	474					Lugano	CineStar 04 *3D	CHI	84
Fribourg	Arena 02 *D	CHF	76	<b>K</b>				Lugano	CineStar 05 *3D	CHI	74
Fribourg	Arena 03 *D	CHF	99	Klosters Dorf	Cinema 89 *D	CHD	98	Lugano	CineStar 06 *D	CHI	84
Fribourg	Arena 04 *D	CHF	99	Kloten	Claudia *3D	CHD	286	Lugano	CineStar 07 *D	CHI	82
Fribourg	Arena 05 *D	CHF	326	Konolfingen	Grünegg *D	CHD	117	Lugano	Corso *D	CHI	550
Fribourg	Arena 06 *3D	CHF	163					Lugano	Iride *D	CHI	118
Fribourg	Arena 07 *3D	CHF	196	<b>L</b>				Luzern	Bourbaki 1 *3D	CHD	218
Fribourg	Arena 08 *D	CHF	196	La Blécherette	Bellevaux *D	CHF	101	Luzern	Bourbaki 2 *D	CHD	137
Fribourg	Arena 09 *D	CHF	163	La Chaux-de-F. ABC *D	CHF	108	Luzern	Bourbaki 3 *D	CHD	84	
Fribourg	Arena 10 *3D	CHF	80	La Chaux-de-F. Eden *D	CHF	362	Luzern	Bourbaki 4 *D	CHD	63	
Fribourg	Rex 1 *D	CHF	286	La Chaux-de-F. Plaza *3D	CHF	415	Luzern	Capitol 1 *D	CHD	298	
Fribourg	Rex 2 *D	CHF	102	La Chaux-de-F. Scala 1 *3D	CHF	230	Luzern	Capitol 2 *D	CHD	80	
Fribourg	Rex 3 *D	CHF	110	La Chaux-de-F. Scala 2 *3D	CHF	169	Luzern	Capitol 3 *D	CHD	90	
Frick	Fricks Monti *3D	CHD	177	La Chaux-de-F. Scala 3 *D	CHF	108	Luzern	Capitol 4 *D	CHD	100	
				La Neuveville	Cinéma *3D	CHF	181	Luzern	Capitol 5 *3D	CHD	136
<b>G</b>				La Sarraz	Casino *3D	CHF	108	Luzern	Capitol 6 *3D	CHD	157
Genève	Balexert 01 *D	CHF	114	Langenthal	Chrämherhaus	CHD	312	Luzern	Moderne *3D	CHD	435
Genève	Balexert 02 *3D	CHF	178	Langenthal	Scala *3D	CHD	304	Luzern	stattkino *D	CHD	105
Genève	Balexert 03 *3D	CHF	407	Langnau i.E.	Kupferschmiede *D	CHD	110	Luzern	Verkehrshaus Filmth. *3D	CHD	398
Genève	Balexert 04 *3D	CHF	326	Laupen	Laupen *3D	CHD	122	Lyss	Apollo *3D	CHD	161
Genève	Balexert 05 *3D	CHF	176	Lausanne	Capitole *D	CHF	867				
Genève	Balexert 06 *3D	CHF	112	Lausanne	Cinétoile 01 *3D	CHF	299	<b>M</b>			
Genève	Balexert 07 *3D	CHF	307	Lausanne	Cinétoile 02 *3D	CHF	299	Männedorf	Wildenmann *D	CHD	71
Genève	Balexert 08 *D	CHF	158	Lausanne	Cinétoile 03 *3D	CHF	299	Martigny	Casino *3D	CHF	247
Genève	Balexert 09 *D	CHF	156	Lausanne	Cinétoile 04 *D	CHF	129	Martigny	Corso *D	CHF	303
Genève	Balexert 10 *3D	CHF	270	Lausanne	Cinétoile 05 *3D	CHF	225	Meiringen	Cinéma *D	CHD	130
Genève	Balexert 11 *3D	CHF	92	Lausanne	Cinétoile 06 *3D	CHF	225	Mendrisio	Ciak *3D	CHI	100
Genève	Balexert 12 *3D	CHF	260								

PLACE	SCREEN	PART	SEATS	PLACE	SCREEN	PART	SEATS	PLACE	SCREEN	PART	SEATS
Mendrisio	Mignon *3D	CHI	111	Pontresina	Rex *3D	CHD	194	St. Gallen	Rexstudio3 *D	CHD	71
Mendrisio	Plaza *3D	CHI	330	Porrentruy	Colisée *3D	CHF	299	St. Gallen	Scala 1 *3D	CHD	387
Mendrisio	Teatro *3D	CHI	182					St. Gallen	Scala 2 *D	CHD	166
Monthey	Plaza *3D	CHF	196	<b>R</b>				St. Gallen	Scala 3 *3D	CHD	119
Montreux	Hollywood 1 *3D	CHF	246	Rapperswil	Eventcinema *D	CHD	86	St. Gallen	Scala 4 *D	CHD	82
Montreux	Hollywood 2 *D	CHF	156	Rapperswil	Leuzinger *3D	CHD	288	St. Gallen	Scala 5 *3D	CHD	168
Morges	Odéon 1 *3D	CHF	172	Rapperswil	Schlosskino *D	CHD	189	St. Gallen	Scala 6 *D	CHD	72
Morges	Odéon 2 *3D	CHF	90	Reinach	Tab* Atelierkino *D	CHD	101	St. Gallen	Storchen *D	CHD	193
Moutier	Le Cinoche *3D	CHF	100	Romanshorn	Roxy *D	CHD	170	St. Moritz	Neue Scala *3D	CHD	267
Muotathal	Kino Muotathal *3D	CHD	200	Rorschach	Cevi-Kino	CHD	100	Ste-Croix	Royal *3D	CHF	262
Muri	Mansarde *D	CHD	150					Stein a. Rhein	Schwanen *D	CHD	85
Murten	Feuerwehrmag. N°1 *3D	CHD	72	<b>S</b>				St-Imier	Espace Noir	CHF	35
				Sargans	Castels 1 *D	CHD	191	Sursee	Kinoclub	CHD	444
<b>N</b>				Sargans	Castels 2 *D	CHD	53				
Näfels	Kino Näfels *3D	CHD	272	Sarnen	Seefeld *3D	CHD	198	<b>T</b>			
Neuchâtel	Apollo 1 *3D	CHF	400	Schaffhausen	Kinopolis 1 *D	CHD	209	Tavannes	Royal *3D	CHF	88
Neuchâtel	Apollo 2 *3D	CHF	200	Schaffhausen	Kinopolis 2 *3D	CHD	348	Thun	City *3D	CHD	215
Neuchâtel	Apollo 3 *D	CHF	102	Schaffhausen	Kinopolis 3 *D	CHD	437	Thun	Lauitor *3D	CHD	184
Neuchâtel	Arcades *3D	CHF	615	Schaffhausen	Kinopolis 4 *3D	CHD	209	Thun	Rex 1 *3D	CHD	291
Neuchâtel	BIO *D	CHF	150	Schaffhausen	Kinopolis 5 *3D	CHD	88	Thun	Rex 2 *D	CHD	224
Neuchâtel	Rex *D	CHF	200	Schaffhausen	Kinopolis 6 *D	CHD	88	Thun	Rex 3 *3D	CHD	183
Neuchâtel	Studio *D	CHF	260	Schaffhausen	Kinopolis 7 *D	CHD	88	Thun	Rex 4 *D	CHD	146
Nyon	Capitole1 Leone *3D	CHF	219	Schaffhausen	Kinopolis 8 *D	CHD	88	Thun	Rex 5 *D	CHD	72
Nyon	Capitole2 Fellini *D	CHF	89	Schaffhausen	Kiwi-Scala 1 *D	CHD	184	Thusis	Rätia *3D	CHD	162
				Schaffhausen	Kiwi-Scala 2 *D	CHD	77	Tramelan	Le Cinématographe *3D	CHF	160
<b>O</b>				Schöffland	Cinema 8 1 *3D	CHD	383				
Oensingen	Kino oniK *3D	CHD	80	Schöffland	Cinema 8 2 *3D	CHD	283	<b>U</b>			
Oftringen	youcinema51 *3D	CHD	406	Schöffland	Cinema 8 3 *D	CHD	150	Uster	Qtopia *D	CHD	106
Oftringen	youcinema52 *D	CHD	87	Schöffland	Cinema 8 4 *3D	CHD	166	Uznach	Rex *3D	CHD	227
Oftringen	youcinema53 *D	CHD	148	Schöffland	Cinema 8 5 *3D	CHD	227	Uzwil	City 1 *3D	CHD	216
Oftringen	youcinema54 *3D	CHD	148	Schwyz	Mythenforum *3D	CHD	51	Uzwil	City 2 *3D	CHD	42
Oftringen	youcinema55 *3D	CHD	148	Sierre	Casino *3D	CHF	250				
Oftringen	youcinema56 *D	CHD	80	Sierre	Le Bourg *D	CHF	292	<b>V</b>			
Olten	Capitol *D	CHD	256	Signau	Roxy *D	CHD	230	Verbier	Cinéma de Verbier *D	CHF	402
Olten	Lichtspiele *D	CHD	150	Sins	Cinepol 1 *3D	CHD	101	Versoix	Cinéversoix *D	CHF	250
Olten	Palace *D	CHD	220	Sins	Cinepol 2 *D	CHD	70	Vevey	Astor *D	CHF	244
Olten	youcinema4 1 *3D	CHD	200	Sins	Cinepol 3 *D	CHD	42	Vevey	Rex 1 *3D	CHF	293
Olten	youcinema4 2 *D	CHD	86	Sion	Arlequin *3D	CHF	334	Vevey	Rex 2 *D	CHF	80
Olten	youcinema4 3 *D	CHD	104	Sion	Capitole *D	CHF	114	Vevey	Rex 3 *D	CHF	90
Olten	youcinema4 4 *3D	CHD	70	Sion	Les Cèdres *D	CHF	82	Vevey	Rex 4 *D	CHF	115
Orbe	Urba 1 *3D	CHF	97	Sion	Lux *3D	CHF	198	Visp	Astoria *3D	CHD	200
Orbe	Urba 2 *D	CHF	53	Sissach	Palace *3D	CHD	107	Volketswil	Kindercity *3D	CHD	200
Oron-la-Ville d'Oron1 *D		CHF	60	Solothurn	Capitol *3D	CHD	242				
Oron-la-Ville d'Oron2 *D		CHF	30	Solothurn	Casablanca *D	CHD	128	<b>W</b>			
				Solothurn	Kino im Uferbau *D	CHD	80	Wädenswil	Schloss Cinéma *3D	CHD	175
<b>P</b>				Solothurn	Palace *3D	CHD	344	Wattwil	Passerelle 1 *D	CHD	206
Payerne	Apollo 1 *3D	CHF	179	Spiez	Movieworld *3D	CHD	160	Wattwil	Passerelle 2 *D	CHD	52
Payerne	Apollo 2 *3D	CHF	109	Spiez	Paradiso *D	CHD	60	Weinfelden	Liberty 1 *3D	CHD	228
Payerne	Apollo 3 *D	CHF	87	St. Gallen	KINOK Lokremise *D	CHD	95	Weinfelden	Liberty 2 *3D	CHD	128
Petit-Lancy	Ciné-Saussure *D	CHF	400	St. Gallen	Rexstudio1 *D	CHD	390	Weinfelden	Liberty 3 *3D	CHD	62
Pfäffikon	Kultur im Rex *3D	CHD	134	St. Gallen	Rexstudio2 *D	CHD	160	Wengen	Kino Wengen *D	CHD	260



PLACE	SCREEN	PART	SEATS	PLACE	SCREEN	PART	SEATS	PLACE	SCREEN	PART	SEATS
Werdenberg	Treff 1 *3D	CHD	217	<b>Y</b>				Zürich	Arena 19 *D	CHD	49
Werdenberg	Treff 2 *3D	CHD	108	Yverdon-les-Bains	Bel-Air *3D	CHF	252	Zürich	Arthouse Alba *D	CHD	232
Werdenberg	Treff 3 *D	CHD	65					Zürich	Arthouse Le Paris *D	CHD	406
Werdenberg	Treff 4 *D	CHD	60	<b>Z</b>				Zürich	Arthouse Movie 1 *3D	CHD	113
Wettingen	Elite 1 *D	CHD	265	Zermatt	Vernissage *3D	CHD	120	Zürich	Arthouse Movie 2 *D	CHD	161
Wettingen	Elite 2 *3D	CHD	165	Zuchwil	Canva *3D	CHD	302	Zürich	Arthouse Picc1 *3D	CHD	183
Wettingen	Elite 3 *D	CHD	105	Zuchwil	Canva Blue *3D	CHD	81	Zürich	Arthouse Picc2 *D	CHD	46
Wettingen	Orient *D	CHD	161	Zuchwil	Canva Club *D	CHD	100	Zürich	ArthouseStudioUto *D	CHD	256
Wetzikon	Palace 1 *3D	CHD	300	Zug	Gotthard *D	CHD	191	Zürich	Capitol 01 *3D	CHD	339
Wetzikon	Palace 2 *3D	CHD	102	Zug	Seehof 1 *3D	CHD	221	Zürich	Capitol 02 *D	CHD	61
Wetzikon	Rio *3D	CHD	257	Zug	Seehof 2 *3D	CHD	157	Zürich	Capitol 03 *D	CHD	55
Wil	Cinewil 1 *3D	CHD	310	Zürich	Abaton 01 *D	CHD	486	Zürich	Capitol 04 *D	CHD	77
Wil	Cinewil 2 *3D	CHD	252	Zürich	Abaton 02 *3D	CHD	219	Zürich	Capitol 05 *D	CHD	96
Wil	Cinewil 3 *3D	CHD	78	Zürich	Abaton 03 *3D	CHD	268	Zürich	Capitol 06 *3D	CHD	229
Wil	Cinewil 4 *3D	CHD	39	Zürich	Abaton 04 *D	CHD	118	Zürich	Corso 1 *3D	CHD	750
Willisau Stadt	cinebar *3D	CHD	64	Zürich	Abaton 05 *3D	CHD	113	Zürich	Corso 2 *3D	CHD	300
Winterthur	Cameo *D	CHD	84	Zürich	Abaton 06 *D	CHD	54	Zürich	Corso 3 *D	CHD	120
Winterthur	KIWI 01 *3D	CHD	392	Zürich	Abaton 07 *D	CHD	47	Zürich	Corso 4 *3D	CHD	198
Winterthur	KIWI 02 *D	CHD	125	Zürich	Abaton 08 *D	CHD	48	Zürich	Filmpodium *3D	CHD	263
Winterthur	KIWI 03 *3D	CHD	101	Zürich	Abaton 09 *D	CHD	67	Zürich	Frosch Studio1 *D	CHD	286
Winterthur	KIWI 04 *D	CHD	48	Zürich	Abaton 10 *3D	CHD	68	Zürich	Frosch Studio2 *D	CHD	80
Winterthur	KIWI 05 *D	CHD	36	Zürich	Abaton A *3D	CHD	403	Zürich	Houdini 1 *3D	CHD	50
Winterthur	KIWI 06 *D	CHD	60	Zürich	Abaton B *3D	CHD	399	Zürich	Houdini 2 *D	CHD	36
Winterthur	KIWI 07 *3D	CHD	140	Zürich	Arena 01 *3D	CHD	155	Zürich	Houdini 3 *D	CHD	40
Winterthur	KIWI 08 *D	CHD	71	Zürich	Arena 02 *3D	CHD	121	Zürich	Houdini 4 *D	CHD	32
Winterthur	KIWI 09 *D	CHD	50	Zürich	Arena 03 *3D	CHD	171	Zürich	Houdini 5 *D	CHD	54
Winterthur	KIWI 10 *3D	CHD	157	Zürich	Arena 04 *3D	CHD	298	Zürich	Metropol 1 *3D	CHD	400
Winterthur	KIWI 11 *D	CHD	40	Zürich	Arena 05 *3D	CHD	505	Zürich	Metropol 2 *3D	CHD	100
Winterthur	Loge 1 *D	CHD	146	Zürich	Arena 06 *3D	CHD	132	Zürich	Riff Raff 1 *3D	CHD	177
Winterthur	Loge 2 *D	CHD	102	Zürich	Arena 07 *3D	CHD	132	Zürich	Riff Raff 2 *D	CHD	50
Winterthur	Loge 3 *D	CHD	56	Zürich	Arena 08 *3D	CHD	292	Zürich	Riff Raff 3 *D	CHD	140
Winterthur	Maxx 1 *3D	CHD	397	Zürich	Arena 09 *3D	CHD	160	Zürich	Riff Raff 4 *D	CHD	71
Winterthur	Maxx 2 *3D	CHD	92	Zürich	Arena 10 *D	CHD	44	Zürich	Stüssihof 1 *D	CHD	50
Winterthur	Maxx 3 *D	CHD	92	Zürich	Arena 11 *D	CHD	89	Zürich	Stüssihof 2 *D	CHD	30
Winterthur	Maxx 4 *D	CHD	92	Zürich	Arena 12 *D	CHD	81	Zürich	XENIX Filmclub *D	CHD	111
Winterthur	Maxx 5 *D	CHD	187	Zürich	Arena 14 *D	CHD	67				
Winterthur	Maxx 6 *3D	CHD	186	Zürich	Arena 15 *D	CHD	49				
Winterthur	Nische *D	CHD	50	Zürich	Arena 16 *D	CHD	42				
Wohlen	Rex *3D	CHD	290	Zürich	Arena 17 *D	CHD	49				
Worb	chinoworb *D	CHD	160	Zürich	Arena 18 *D	CHD	90				

PLACE	SCREEN	PART	SEATS	CLOSED
Bern	Bern, rex	CHD	204	19.02.2015
Basel	Basel, k.kino Club	CHD	159	01.07.2015
Bern	Bern, Kino Kunstmuseum	CHD	120	30.09.2015

# OPENAIR SCREENS BY PLACE A-Z 2015

PLACE	OPENAIR	PART	SEATS
<b>A</b>	Aarau	OpenAir	CHD 1'000
	Altdorf	OpenAir	CHD 550
	Altstätten	OpenAir	CHD 450
	Arbon	OpenAir	CHD 1'000
<b>B</b>	Baden	Freiluftkino	CHD 250
	Basel	OpenAir SILO	CHD 400
	Basel	Orange OpenAir	CHD 1'800
	Bellinzona	OpenAir	CHI 700
	Bern	Orange OpenAir	CHD 1'500
	Bévilard	OpenAir	CHF 800
	Blausee-Mitholz	OpenAir	CHD 450
	Brig-Glis	OpenAir Brig	CHD 400
	Buochs	Kinospektakel	CHD 1'000
	Burgdorf	Cinete	CHD 200
<b>C</b>	Chur	OpenAir Stadtpark	CHD 600
<b>D</b>	Delémont	OpenAir	CHF 600
<b>F</b>	Frauenfeld	OpenAir	CHD 900
	Fribourg	OpenAir	CHF 600
	Frick	OpenAir	CHD 500
<b>G</b>	Gelfingen	OpenAir Schloss Heidegg	CHD 700
	Genève	Orange OpenAir Art Festival	CHF 1'200
	Gland	OpenAir Gland	CHF 700
<b>H</b>	Heerbrugg	OpenAir am Markt	CHD 300
<b>I</b>	Ibach	Bote OpenAir	CHD 450
<b>K</b>	Kreuzlingen	OpenAir	CHD 900
<b>L</b>	La Neuveville	OpenAir	CHF 350
	Langenthal	OpenAir	CHD 500
	Lenk im Simmental	OpenAir	CHD 400
	Lugano	OpenAir	CHI 800
	Luzern	OpenAir	CHD 1'100
	Lyss	1 to 1 energy happening	CHD 1'052
	Lyssach	Autokino	CHD 100
<b>M</b>	Martigny	OpenAir	CHF 900
	Mürren	OpenAir Winteregg	CHD 400
	Murten	OpenAir	CHD 700

PLACE	OPENAIR	PART	SEATS
<b>N</b>	Nyon	CinéAir OpenAir	CHF 550
<b>P</b>	Pfäffikon	OpenAir am See	CHD 1'000
	Pfäffikon	OpenAir am Pfäffikersee	CHD 1'000
	Plaffeien	OpenAir	CHD 400
<b>R</b>	Richterswil	Ciné au Lac	CHD 1'000
	Rolle	CinéAir OpenAir	CHF 460
<b>S</b>	Schaffhausen	OpenAir Munot	CHD 500
	Sihlwald	OpenAir	CHD 400
	Sion	OpenAir	CHF 200
	Spiez	OpenAir Film im Bad	CHD 150
	St. Gallen	KinoK OpenAir	CHD 300
	St. Gallen	OpenAir	CHD 850
<b>T</b>	Thun	OpenAir Aare	CHD 400
	Trubschachen	OpenAir	CHD 384
<b>U</b>	Uster	OpenAir	CHD 900
<b>V</b>	Vaduz	Film Fest	CHD 1'000
	Vevey	OpenAir	CHF 800
<b>W</b>	Winterthur	OpenAir Wanderkino	CHD 300
	Wädenswil	OpenAir	CHD 500
	Weinfelden	OpenAir	CHD 860
	Wil	OpenAir Sunset Filmfestival	CHD 420
	Wohlen	OpenAir	CHD 600
<b>Z</b>	Zernez	OpenAir	CHD 400
	Zofingen	OpenAir	CHD 800
	Zürich	OpenAir XENIX	CHD 750
	Zürich	Orange OpenAir	CHD 1'700
	Zug	OpenAir	CHD 900
	Zurzach	OpenAir Bad	CHD 850
	Zweisimmen	OpenAir	CHD 400





# SWISS-DISTRIBUTORS 2015 (OFC registred/only activ in 2015)

COMPANY	PRO CINEMA SHORTNAME	COMPANY	PRO CINEMA SHORTNAME
<b>20th Century Fox Film Corp.</b> Baslerstrasse 52, 8048 Zürich	<b>FOX</b>	<b>Lang Filmverleih GmbH</b> Dorfstrasse 14 D, 8427 Freienstein/Zürich	<b>LANG</b>
<b>8 Horses GmbH</b> Lessingstrasse 15, 8002 Zürich	<b>8 HORSES</b>	<b>Langjahr Film GmbH</b> Luzernerstrasse 16, 6037 Root	<b>LANGJAHR</b>
<b>Aanna Films Swiss GmbH</b> Postfach 411, 8049 Zürich	<b>AANNA FILMS</b>	<b>Look Now!</b> Gasometerstrasse 9, 8005 Zürich	<b>LOOK NOW!</b>
<b>Aardvark Film Emporium</b> Des Pécheries 11, 1205 Genève	<b>AARDVARK FILM EMPORIUM</b>	<b>Maat Film</b> Fischerweg 20, 3012 Bern	<b>MAAT FILM</b>
<b>Adok Films Sàrl</b> Rue des Moraines 8, 1227 Carouge	<b>ADOK FILMS</b>	<b>Manisanda Productions</b> Chemin du Claisset 17, 1256 Troinex	<b>MANISANDA</b>
<b>Agora Films Sàrl</b> 16, rue Maunoir, 1207 Genève	<b>AGORA</b>	<b>Mathier Fabienne</b> Neptunstrasse 21, 8032 Zürich	<b>MATHIER</b>
<b>Aloco GmbH</b> Hirschengraben 8, 3011 Bern	<b>ALOCO</b>	<b>Moa Distribution</b> Pré-du-Marché 35, 1004 Lausanne	<b>MOA</b>
<b>alva film</b> Rue de la Colline 10, 1205 Genève	<b>ALVA FILM</b>	<b>Mont-Blanc Distribution SA</b> Rue Céard 11, 1204 Genève	<b>MONT-BLANC</b>
<b>Arthouse Commercio Movie AG</b> Grossmünsterplatz 1, 8001 Zürich	<b>ARTHOUSE</b>	<b>Morandini Film Distribution</b> casella postale 1544, 6850 Mendrisio Stazione	<b>MORANDINI</b>
<b>AURA Film Sagl</b> Via Giulio Pcobelli 14, 6815 Melide	<b>AURA</b>	<b>MovieBiz Films</b> Bachweg 18, 9631 Ullisbach	<b>MOVIEBIZ</b>
<b>Bord Cadre films Sàrl</b> Case Postale 5353, 1211 Genève	<b>BORD CADRE</b>	<b>Moviestar</b> Breitstrasse 22, 8302 Kloten	<b>MOVIESTAR</b>
<b>Camera Obscura Distribution</b> 2715 Châtelat-Monible	<b>OBSCURA</b>	<b>Outside the Box</b> Rue de la Préfecture 2, 2800 Delémont 2	<b>OUTSIDE THE BOX</b>
<b>Casa Azul films</b> 97, rue de Genève, 1004 Lausanne	<b>CAZA AZUL</b>	<b>Pathé Films AG</b> Postfach, 8031 Zürich	<b>PATHE</b>
<b>Ciné Manufacture CMS SA</b> Rue Mauborget 6, 1003 Lausanne	<b>MANUFACTURE</b>	<b>Peacock Film AG</b> Mühlebachstrasse 113, 8008 Zürich	<b>PEACOCK</b>
<b>Cinélibre, Bern</b> Postfach 534, 3000 Bern 14	<b>CINELIBRE</b>	<b>Perfect Moment Entertainment</b> Rue Ancienne 88, 1227 Carouge	<b>PERFECT MOMENT</b>
<b>Cinémathèque Suisse</b> Allée Ernest-Ansermet 3, 1002 Lausanne	<b>CINEMATHEQUE SUISSE</b>	<b>PIXiu Films GmbH</b> Schöneeggstrasse 5, 8004 Zürich	<b>PIXIU FILMS</b>
<b>Cineworx GmbH</b> Clarastrasse 48, 4005 Basel	<b>CINEWORX</b>	<b>Praesens-Film AG</b> Postfach 919, 8034 Zürich	<b>PRAESENS</b>
<b>Columbus Film AG</b> Mythenquai 355, 8038 Zürich	<b>COLUMBUS</b>	<b>PS Productions</b> En Fossiaux 5, 1618 Châtel-St-Denis	<b>PS PRODUCTIONS</b>
<b>Dark Dimensions</b> Binningerstrasse 110, 4123 Allschwil	<b>DARK DIMENSIONS</b>	<b>Rec Production SA</b> Case Postale 753, 2002 Neuchâtel	<b>REC PRODUCTION</b>
<b>DCM Film Distribution</b> Bederstrasse 51, 8002 Zürich	<b>DCM FILM</b>	<b>Robert Richter</b> Werdthweg 8, 3007 Bern	<b>RICHTER</b>
<b>Docufactory GmbH</b> Postfach 2757, 8021 Zürich	<b>DOCUFACTORY</b>	<b>Schumacher &amp; Frey GmbH</b> Räffelstrasse 11, 8045 Zürich	<b>SCHUMACHER &amp; FREY</b>
<b>DokLab GmbH</b> Gerberngasse 34a, 3011 Bern	<b>DOKLAB</b>	<b>Secondo Film GmbH</b> Am Schanzengraben 13a, 8002 Zürich	<b>SECONDO FILM</b>
<b>Einklang</b> Bahnhofstrasse 11, 9410 Heiden	<b>EINKLANG</b>	<b>Spiegel Media GmbH</b> Buchholzstrasse 35, 8053 Zürich	<b>SPIEGEL</b>
<b>Elite Film AG</b> Badenerstrasse 156, 8026 Zürich	<b>ELITE</b>	<b>Spot On Distribution</b> Feldeggrasse 49, 8008 Zürich	<b>SPOT ON</b>
<b>FAIR &amp; UGLY filmprod gmbh</b> Lorrainestrasse 15, 3013 Bern	<b>FAIR &amp; UGLY</b>	<b>Stamm Film AG</b> Limmattalstrasse 19, 8049 Zürich	<b>STAMM</b>
<b>Fama Film AG</b> Albisriederstrasse 232, 8047 Zürich	<b>FAMA</b>	<b>The Walt Disney Company</b> Höschgasse 45, 8008 Zürich	<b>DISNEY</b>
<b>Film Verleih Gruppe</b> Badenerstrasse 18, 8004 Zürich	<b>WALDNER</b>	<b>Trigon Film</b> Limmatauweg 9, 5408 Ennetbaden	<b>TRIGON</b>
<b>Filmbringer Distribution AG</b> Weyermannstrasse 28, 3008 Bern	<b>FILMBRINGER</b>	<b>Universal Pictures Intern.</b> Postfach, 8032 Zürich	<b>UNIVERSAL</b>
<b>Filmcoopi Zürich AG</b> Postfach 1366, 8031 Zürich	<b>FILMCOOPI</b>	<b>Vega Distribution AG</b> Helenastrasse 3, 8034 Zürich	<b>VEGA</b>
<b>First Hand Films</b> Neunbrunnenstrasse 50, 8050 Zürich	<b>FIRST HAND FILMS</b>	<b>Vinca Film GmbH</b> Postfach, 8031 Zürich	<b>VINCA FILM</b>
<b>Frenetic Films AG</b> Bachstrasse 9, 8038 Zürich	<b>FRENETIC</b>	<b>Warner Bros. Ent.Switzerland GmbH</b> Baslerstrasse 52, 8048 Zürich	<b>WB</b>
<b>Häselbarth Filmproduktion GmbH</b> Luegetenstrasse 21, 6004 Luzern	<b>HÄSELBARTH</b>	<b>Xenix Filmdistribution GmbH</b> Postfach, 8026 Zürich	<b>XENIX</b>
<b>Helviet-Cinema Sagl</b> Postfach 309, 6900 Massagno	<b>HELVJET</b>		
<b>Impuls Pictures AG</b> Hinterbergstrasse 24, 6330 Cham	<b>IMPULS</b>		
<b>Innovative Eye</b> Hauptstrasse 82, 4132 Muttenz	<b>INNOVATIVE EYE</b>		
<b>JMH Distributions SA</b> 4, rue de la Cassarde, 2000 Neuchâtel	<b>JMH</b>		
<b>Kombinat - Büro für kult. Ang.</b> Jungfraustrasse 17, 3600 Thun	<b>KOMBINAT</b>		
<b>kulturwerk.ch GmbH</b> Postfach 11, 6442 Gersau	<b>KULTURWERK</b>		
<b>Kurfilmtage Winterthur</b> Postfach, 8401 Winterthur	<b>KURZFILMTAGE</b>		

# PROCINEMA MEMBERS 2015

## Verbandsadressen / Adresses des associations

### Geschäftsstelle / head-office ProCinema

Herr René Gerber, 031 387 37 00  
Zieglerstrasse 29, Postfach 399, 3000 Bern 14  
info@procinema.ch

### Präsident / Président

Herr Claude Ruey, 031 387 37 00  
Postfach 399, 3000 Bern 14  
info@procinema.ch

### Association des Cinémas Romands (ACR)

Monsieur Xavier Pattaroni, 026 347 31 51  
c/o Cinemotion, case postale 1399, 1701 Fribourg  
xpattaroni@cinemotion.ch

### SINC – Swiss Independent Cinemas

Herr Manuel Zach, 032 384 11 35  
Bielstrasse 27, 3250 Lyss  
cinergie@bluewin.ch

### UCS – United Cinemas of Switzerland

Frau Edna Epelbaum, 032 322 02 62  
Bahnhofstrasse 30, 2502 Biel  
e.epelbaum@cinevital.ch

### SSV – Schweizer Studiofilm Verband

Frau Bea Cuttat, 044 440 25 44  
Gasometerstrasse 9, 8005 Zürich  
info@looknow.ch

### ACSI – Associazione dei Cinematografi della Svizzera Italiana

Signore Andrea Incerti, 091 649 54 83  
Via Campione 38, 6816 Bissone  
andrea.incerti@bluewin.ch

### fds – filmdistribution schweiz

Frau Adriana Kellenberger, 031 387 37 02  
Zieglerstrasse 29, 3007 Bern  
Info@filmdistribution.ch

### kitag kino-theater ag, Basel, Bern, Biel, Luzern, St. Gallen, Winterthur, Zürich

Herr Wilfried Heinzlmann, 044 225 25 50  
Löwenstrasse 11, 8021 Zürich  
mailbox@kitag.com

### Ostschweizer Kinoverband

Herr Hanspeter Sigg, 044 251 52 28  
Bergstrasse 42, 8032 Zürich  
nsigg@bluewin.ch

### IG-UMS

Interessengemeinschaft Unabhängiger Multiplexe Schweiz  
Herr Edouard A. Stöckli, 044 305 04 40  
c/o Arena Cinemas AG, Kalanderplatz 5, 8045 Zürich  
lesfontaines@bluewin.ch

### SKV – Schweiz. Kino-Verband

Herr Cédric Bourquard, 044 265 65 80  
Theaterstrasse 10, 8001 Zürich  
info@skv-ac.s.ch

