




Perils of Perception

A FOURTEEN COUNTRY STUDY

Teenage pregnancy


Germany think that **14%** of teenage girls give birth each year. It's actually only **0.4%**

Sweden are the most accurate with an average guess of 7% (the actual figure is 0.7%)



Muslims


Australia think that **18%** of their population are Muslim, when it's only **2%**



Christians


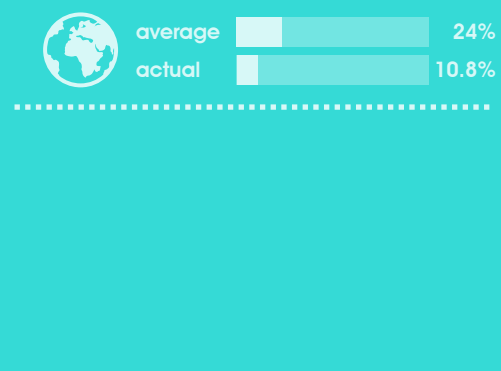
Americans think **56%** of their population are Christian, when the actual figure is **78%**

Canada also underestimate the proportion of Christians (49% when the actual is 69%)




Immigration

Belgium the public think **29%** of the population are immigrants. It's actually **10%**



Ageing population


Italy think nearly half their population (48%) are 65+, when it's only **21%**



Voters

Every country underestimates how many people vote.


France are particularly pessimistic - they think only **57%** voted in the presidential election, when **80%** did



Unemployment


People greatly overestimate unemployment levels.

Japan Even the Japanese, who do well on most questions, think **19%** are unemployed when the actual figure is **4%**



Life expectancy

South Koreans are too optimistic about their life expectancy - they think they'll live to **89**, when the average will be **80**



Hungarians are too pessimistic, only expecting to live to **68**, when the average is predicted to be **75**



Murder rates

The murder rate is falling in all 14 countries but the majority in many countries think it's rising.

Great Britain are most likely to be right **49%** think it's falling and only **25%** think it's rising



Index of Ignorance

RANKED BY LEAST ACCURATE

1st	2nd	3rd	4th	5th	6th	7th	8th	9th	10th	11th	12th	13th	14th
Italy	US	South Korea	Poland	Hungary	France	Canada	Belgium	Australia	Great Britain	Spain	Japan	Germany	Sweden

LEAST ACCURATE MOST ACCURATE